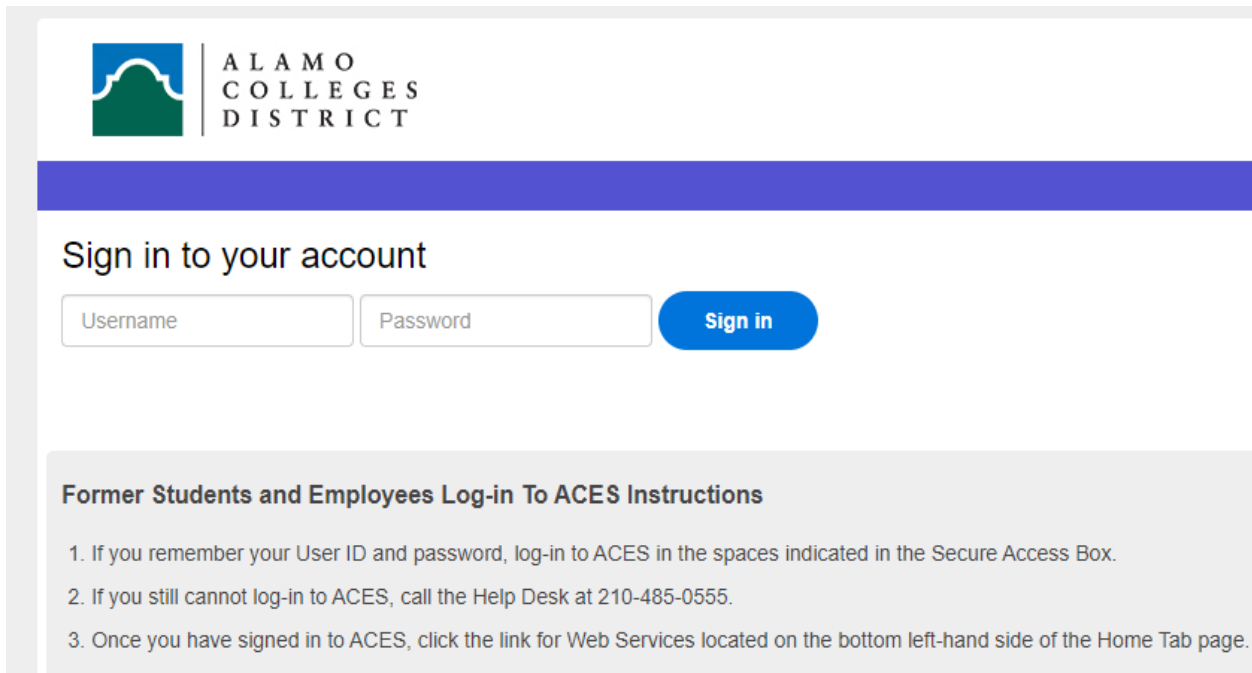


Finding Financial Aid Messages in ACES

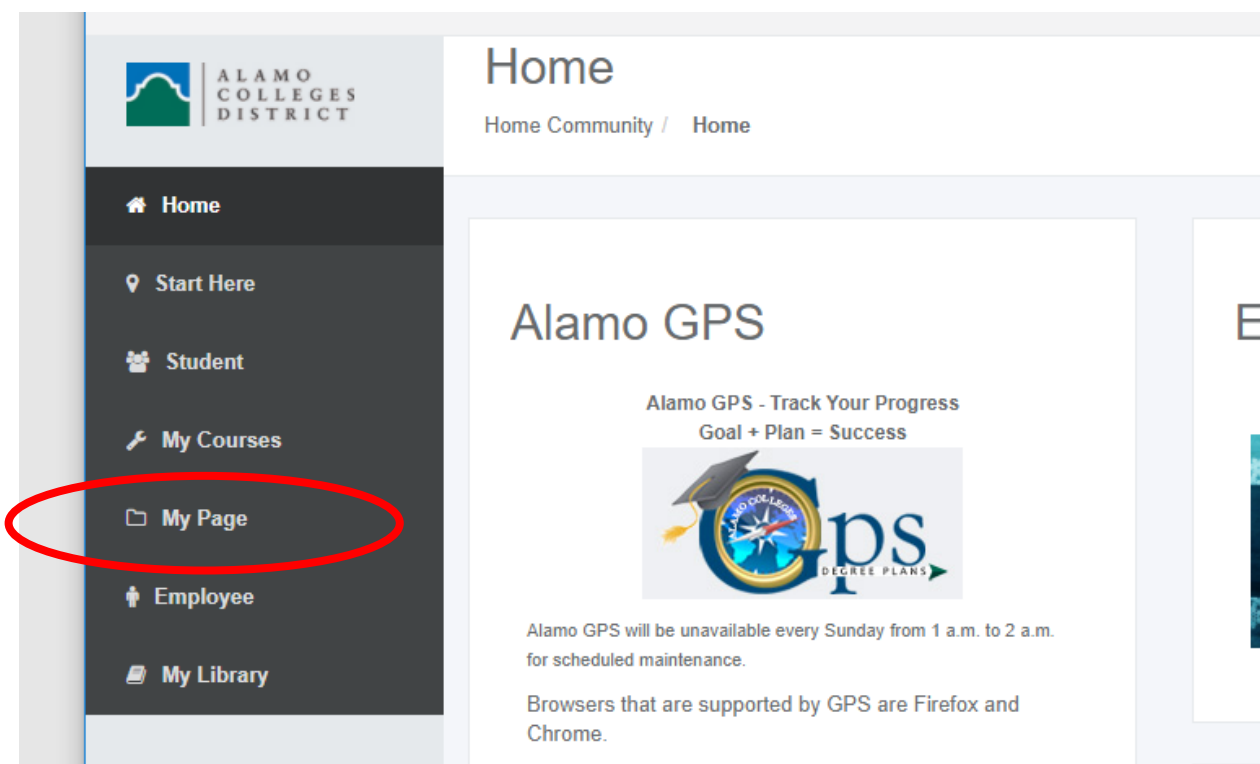
1. Log into ACES at <https://aces.alamo.edu> using your Username and Password:



The screenshot shows the ACES login interface for Alamo Colleges District. At the top left is the Alamo Colleges District logo. Below it is a blue header bar. The main heading is "Sign in to your account". There are two input fields: "Username" and "Password", followed by a blue "Sign in" button. Below the login fields is a section titled "Former Students and Employees Log-in To ACES Instructions" with three numbered steps:

1. If you remember your User ID and password, log-in to ACES in the spaces indicated in the Secure Access Box.
2. If you still cannot log-in to ACES, call the Help Desk at 210-485-0555.
3. Once you have signed in to ACES, click the link for Web Services located on the bottom left-hand side of the Home Tab page.

2. Select the 'My Page' option from the sidebar menu:



The screenshot shows the Alamo GPS dashboard. On the left is a dark sidebar menu with the Alamo Colleges District logo at the top. The menu items are: Home, Start Here, Student, My Courses, My Page (circled in red), Employee, and My Library. The main content area is titled "Home" and "Alamo GPS". Below the title is the text "Alamo GPS - Track Your Progress" and "Goal + Plan = Success". There is a graphic for Alamo GPS Degree Plans. At the bottom, there is a notice: "Alamo GPS will be unavailable every Sunday from 1 a.m. to 2 a.m. for scheduled maintenance." and "Browsers that are supported by GPS are Firefox and Chrome."

3. Click on 'Financial Aid Status' in the 'Financial Aid Requirements' section on the right-hand side of the page:

ALAMO COLLEGES DISTRICT

My Page
Home Community / My Page

Home
Start Here
Student
My Courses
My Page
Employee
My Library

Academic Profile

Fall 2015

Primary

No Data Found for Curriculum

Transcript Holds

My Registration

LOOKUP CLASSES ADD CLASSES WITHDRAWAL FROM CLASS MY COURSE SCHEDULE

My Transcript & Records

Financial Aid Requirements

Aid Year 2020-2021

Requirements	Status
> Terms and Conditions	
Message Holds	Financial Aid Status Progress

4. Select the correct Aid Year from the dropdown and click 'Submit':

Personal Information **Financial Aid** Employee Finance

Search

Aid Year

Some financial aid information is determined by Aid Year (the academic year for which you are receiving financial aid).

Select Aid Year


RELEASE: 8.21.1

5. Click on the hyperlink 'messages' within the sentence "You have active messages.":

Personal Information **Financial Aid** Employee Finance

Search Go

Financial Aid Status for Aid Year 2020-2021

 This is a summary of your financial aid information for the specified aid year. To obtain greater detail about any of the following summary statements, select the corresponding link.

You have unsatisfied [student requirements](#) for this aid year.
You have been [awarded](#) financial aid which totals \$500.00.
Based on your academic transcript, the status of your [academic progress](#) is Meets Satisfactory Acad Prog as of Fall 2016.
You have active [messages](#).
[View your financial aid history.](#)

[Select Another Aid Year](#)


RELEASE: 8.23

6. Any messages on your account will appear here. Example:

Personal Information **Financial Aid** Employee Finance

Search Go

Messages for Aid Year 2020-2021

 Messages that are directed to all financial aid applicants, or to you personally, display below. You can reply to a message via [e-mail](#).

Message

You have reported on your FAFSA that you have/will have obtained your first bachelor's degree prior to the beginning of the school ye Colleges District. As this will have caused you to exceed 99 attempted college hours, you will be placed on Financial Aid Suspension a for financial aid. Please see the Alamo Colleges District SAP policy for more information:
http://www.alamo.edu/uploadedFiles/District/Admissions/Financial_Aid/docs/Alamo-Colleges-Satisfactory-Academic-Progress-Policy.p questions or wish to appeal this status, please contact your college's Financial Aid office. Sample message to student.

[Select Another Aid Year](#)

[[Respond](#) | [Overall Financial Aid Status](#)]

RELEASE: 8.21.1

© 2020 Ellucian Company L.P. and its affiliates.