

Student Profile by Online Status

Northeast Lakeview College

Report Time Frame:
Certified Fall 2021

Student Demographic: Gender

Exclusively Online



Male (36.3%) Female (63.7%)

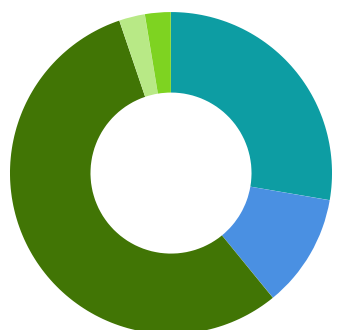
Some Online



Male (39.7%) Female (60.3%)

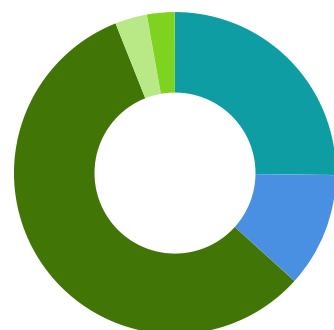
Student Demographic: Ethnicity

Exclusively Online



White (27.7%)
African American (11.4%)
Hispanic (55.7%) Asian (2.6%)
Other (2.6%)

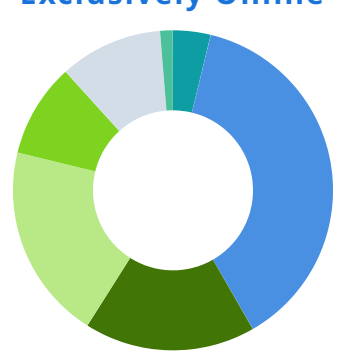
Some Online



White (25.2%)
African American (11.5%)
Hispanic (57.3%) Asian (3.2%)
Other (2.8%)

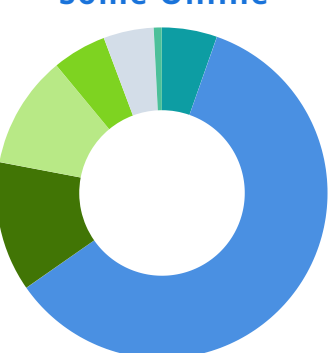
Student Demographic: Age

Exclusively Online



<18 Years Old (3.8%) 18-21 Years Old (37.9%)
22-24 Years Old (17.3%)
25-30 Years Old (19.8%)
31-35 Years Old (9.5%)
36-50 Years Old (10.4%) >51 Years Old (1.3%)

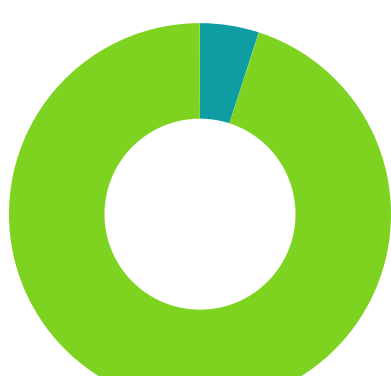
Some Online



<18 Years Old (5.4%) 18-21 Years Old (59.9%)
22-24 Years Old (12.7%)
25-30 Years Old (11%)
31-35 Years Old (5.3%)
36-50 Years Old (4.9%) >51 Years Old (0.8%)

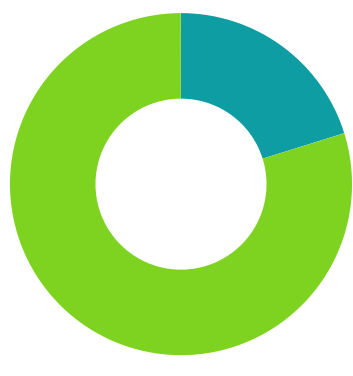
Enrollment Profile

Exclusively Online



Full-time (5%) Part-time (95%)

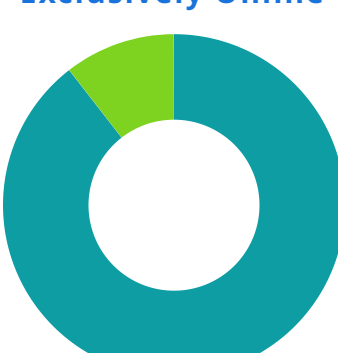
Some Online



Full-time (20.2%) Part-time (79.8%)

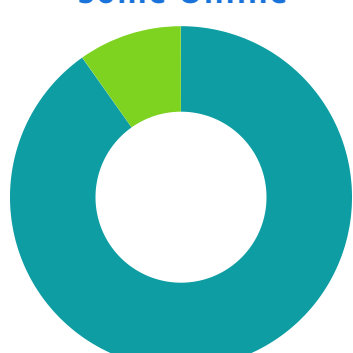
Major Type

Exclusively Online



Academic Major (89.5%)
Tech Major (10.5%)

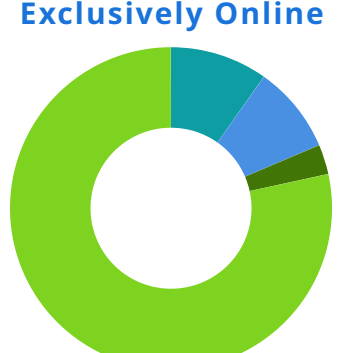
Some Online



Academic Major (90.2%)
Tech Major (9.8%)

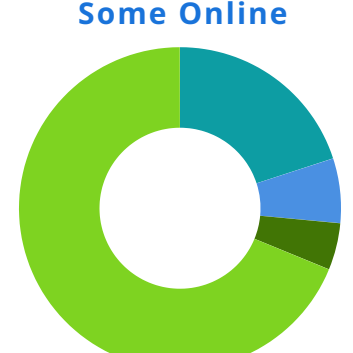
Student Type

Exclusively Online



First Time In College (9.8%)
First Time Transfer (8.8%)
Dual Credit (3%)
Continuing (78.4%)

Some Online



First Time In College (20%)
First Time Transfer (6.5%)
Dual Credit (4.7%)
Continuing (68.8%)

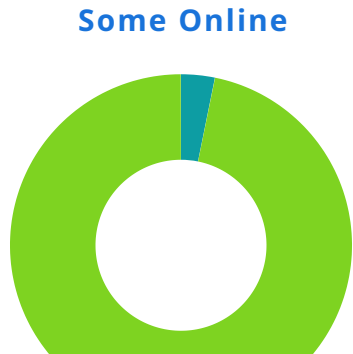
Degree Level

Exclusively Online



ASSOC+ (5.3%)
NO DEGREE (94.7%)

Some Online



ASSOC+ (3.2%)
NO DEGREE (96.8%)

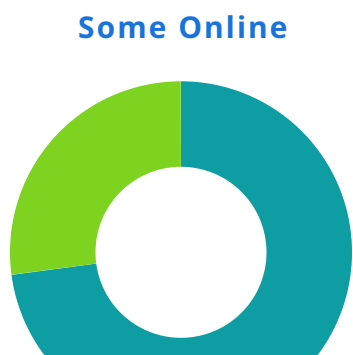
County

Exclusively Online



Bexar CO. (73.3%)
Not Bexar CO. (26.7%)

Some Online



Bexar CO. (72.9%)
Not Bexar CO. (27.1%)