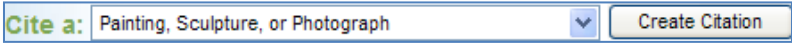

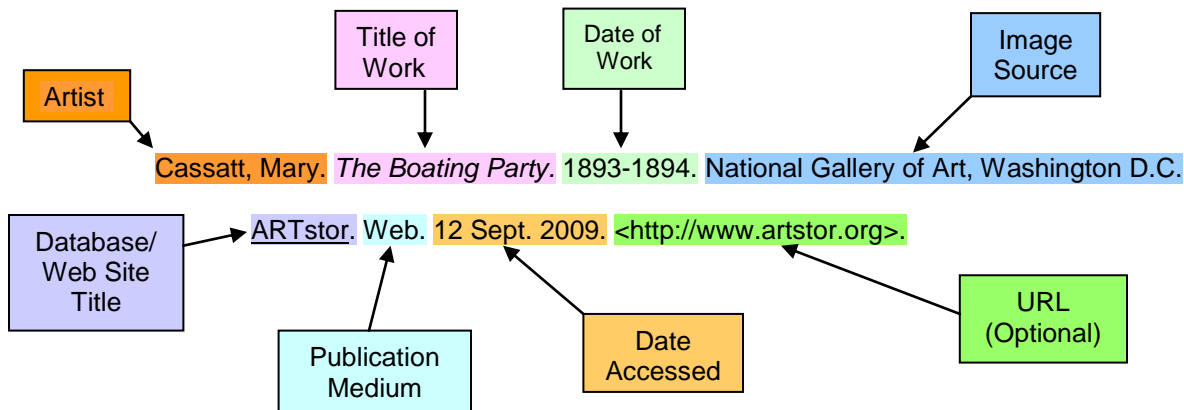


Citing Art Images Using NoodleTools: MLA 7th ed.

How to add your art image citation? (You **MUST** use MLA Advanced)

1. Log in to NoodleTools, and create a new list **OR** open one all ready created and add to it.
 *If you do not have an account, or need instruction on creating a new list, follow the instructions on page 2.
2. Select **Painting, Sculpture, or Photograph**. Click **Create Citation**.

3. Be sure *Painting, Sculpture, Photograph, etc.* is selected under **We think you probably mean ...** Click **NEXT**.
4. Select **ONLINE** as the *publication medium of the source*. Click **NEXT**.
5. Under **Information about Online Retrieval of This Source: What specifically are you citing?** confirm that you are citing "A work of art or photograph, originally in a museum or collection, reproduced online". Click **NEXT**.
6. Begin entering the appropriate information in the boxes provided.
HINT: Use the descriptions next to the boxes to type in the information correctly.
7. Click the **Check for Errors** button at the bottom of the page to check for errors (indicated in **RED**).
8. After correcting any errors, click the **Generate Citation** button.
9. After creating all your citations, click the  button, then click "**Export and Print**", then "[click here](#)" to open and print in Microsoft Word.
HINT: Be sure the font, type size and margins of the Works Cited page match your document. You can also add header/footer information before printing.


The completed MLA citation should look like:



How to set up an account?

1. After opening NoodleTools from the library's homepage, click **Create a personal ID** and create an ID and password

How to Create a New List?

2. Click  **Create a New List**
3. Select the **MLA ADVANCED** citation style ; name the file in the **Description** box ; click **Create List**.
4. Select a citation type from the drop-down list and follow the instructions on each screen.

**To access NoodleTools from Off-Campus:
Use your PALS username and original PALS password.**

If you have any questions or problems using Noodletools, please contact the library at nvc-library@alamo.edu
You may also call (210) 486-4513 for further assistance.