

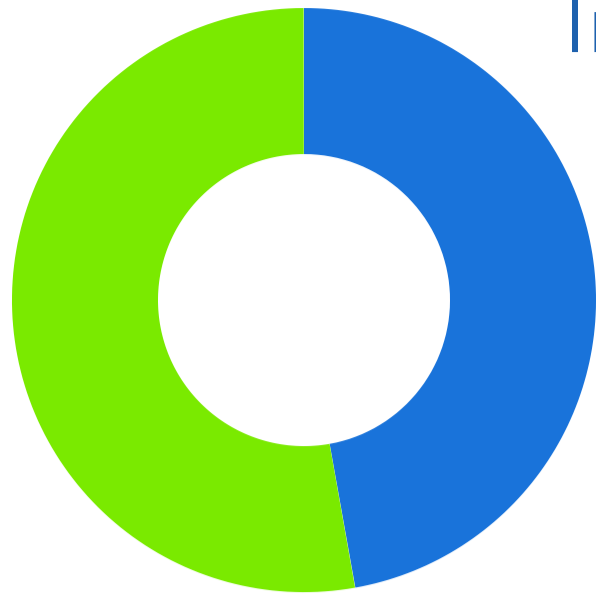
Student Profile by In-Person Status

Northeast Lakeview College

Report Time Frame:
Certified Fall 2019

Student Demographic: Gender

In-Person

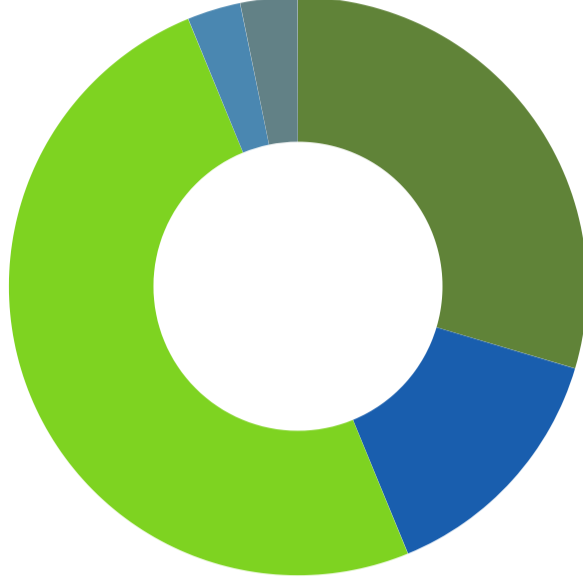


- Male (47.2%)
- Female (52.8%)

Student Demographic: Ethnicity

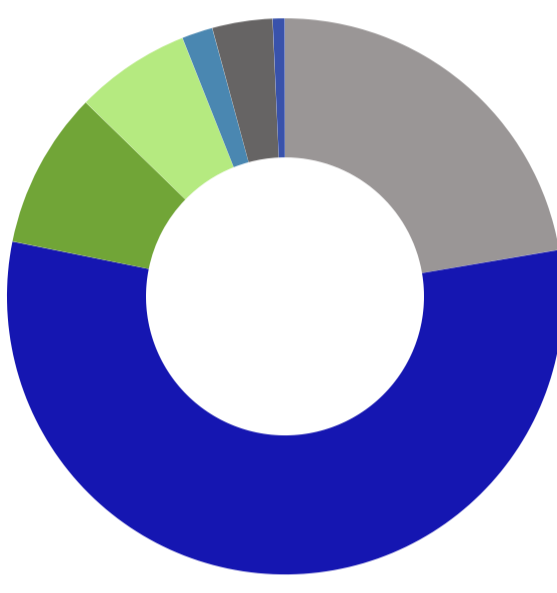
In-Person

- White (29.6%)
- African American (14.2%)
- Hispanic (50%)
- Asian (3%)
- Other (3.2%)



Student Demographic: Age

In-Person

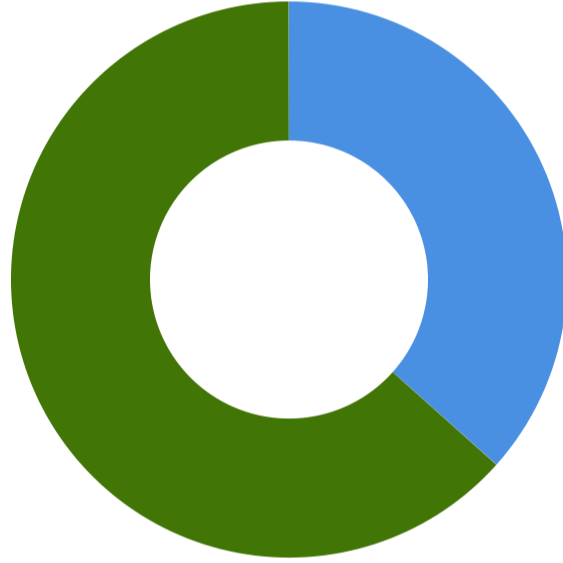


- <18 Years Old (22.32%)
- 18-21 Years Old (55.86%)
- 22-24 Years Old (9.11%)
- 25-30 Years Old (6.71%)
- 31-35 Years Old (1.8%)
- 36-50 Years Old (3.5%)
- >51 Years Old (0.7%)

Enrollment Profile

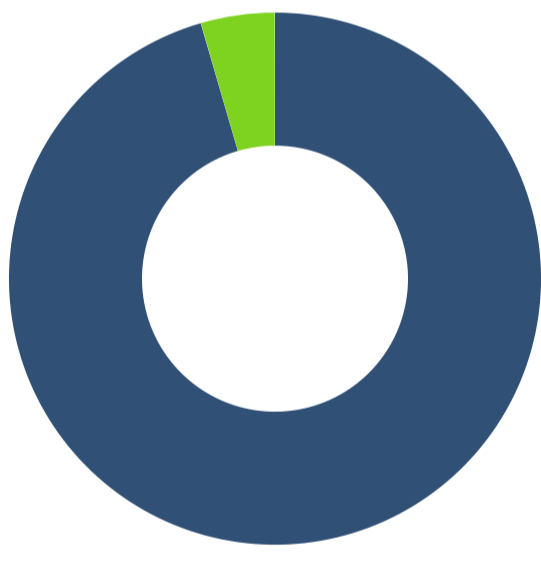
In-Person

- Full-time (36.6%)
- Part-time (63.4%)



Major Type

In-Person

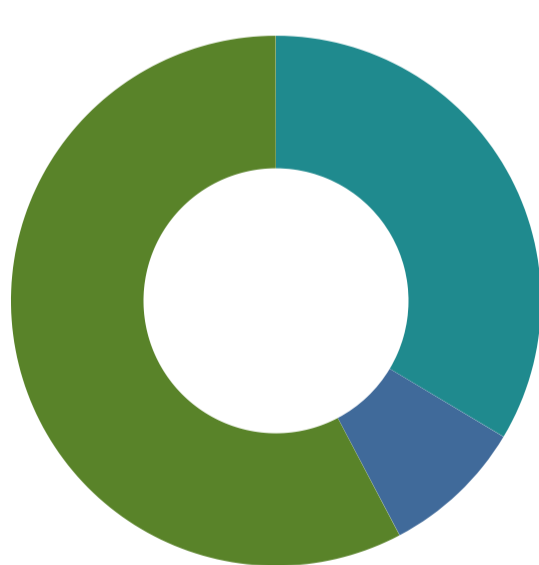


- Academic Major (95.5%)
- Tech Major (4.5%)

Student Type

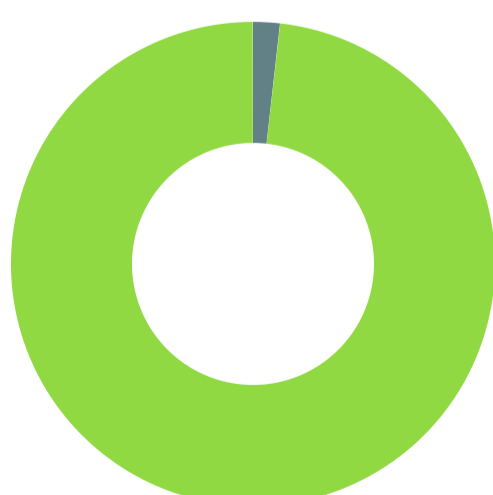
In-Person

- First Time In College (33.58%)
- First Time Transfer (8.71%)
- Continuing (57.71%)



Degree Level

In-Person



- ASSOC+ (1.8%)
- NO DEGREE (98.2%)

County

In-Person

- Bexar CO. (66.5%)
- Not Bexar CO. (33.5%)

