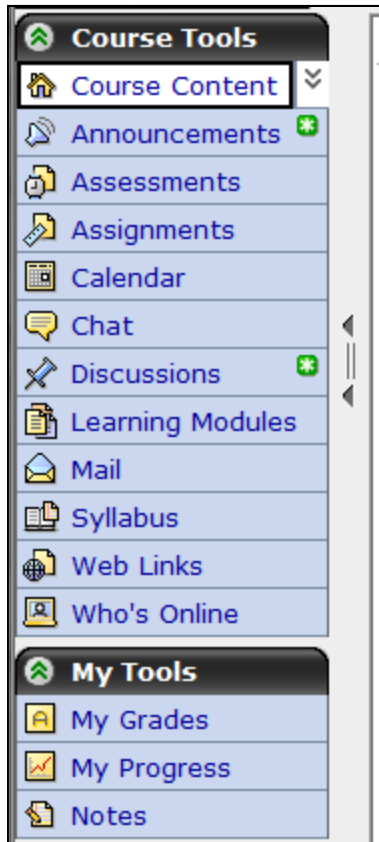


Navigating Within Your Course

Use the Course Tools on the left column of your Blackboard course to access class announcements, assignments, and other elements of your class.



Look for Learning Modules, Folders, Links, Assignments, Notes, and other icons on your class home page.



[Learning Module](#)
May contain you



[Sample Folder](#)
Can be used for media, and cou

Do your Best to Pass your Class

As an online student, it's your responsibility to keep up with all the assignments, quizzes, and other requirements of your class.

Don't wait for your instructor to contact you. If you have any questions about your class, take the initiative and contact your instructor right away. And be sure to read your class syllabus and all information provided by your instructor in the class orientation.

For More Information

If you have any problems accessing your class, contact the St. Philip's College
Center for Distance Learning
210-486-2239

<http://www.alamo.edu/spc/admin/distance/>

The Distance Learning Lab is located in the
Center for Learning Resources building
Room 210

Additional Resources

Alamo Colleges Help Desk
210-485-0555

Getting Started with PALS
<http://www.alamo.edu/it/pals>

Blackboard Vista Student Guide

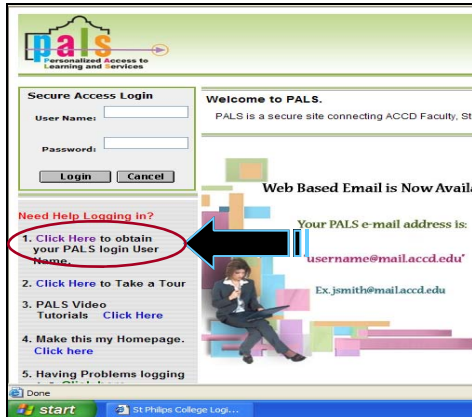


ALAMO
COLLEGES

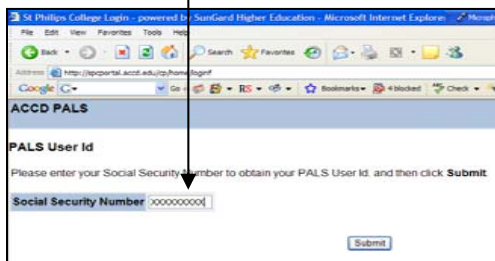
ST. PHILIP'S COLLEGE

How to get your PALS ID

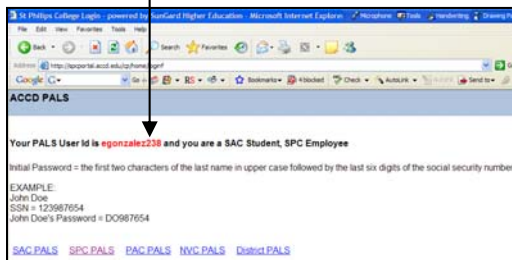
If you don't know your PALS ID, check the bottom of your tuition bill or click the help link on the PALS login page (see below). Access the Pals login page from the SPC home page.



Enter your social security number.

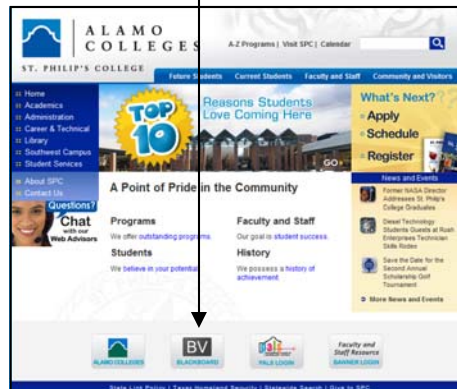


Your PALS ID will display. Use this to login to Blackboard.



Logging into your Blackboard Vista Course

Click the **Blackboard icon** on the SPC home page.

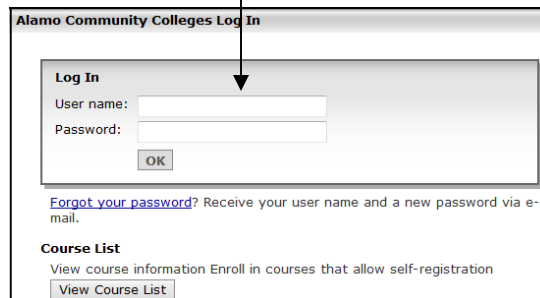


Check your Browser

At the Blackboard Vista log in page, click the **Check Browser** button to run a check on your computer's browser configuration. Various checks are performed. Make any necessary changes before continuing.



Enter your **PALS ID** and **password** and click **OK**. Password is the first 2 letters of your last name in uppercase plus the last 6 digits of your Social Security Number.



Entering your Course

After you log in, look for the **Course List** and click the appropriate course title to enter your class.



The home page of your Blackboard Vista class will display, similar to that shown below.

