



ALAMO COLLEGES DISTRICT
San Antonio College

SAN ANTONIO COLLEGE

Performance Update

Dr. Robert Vela, Jr.
College President

July 2018



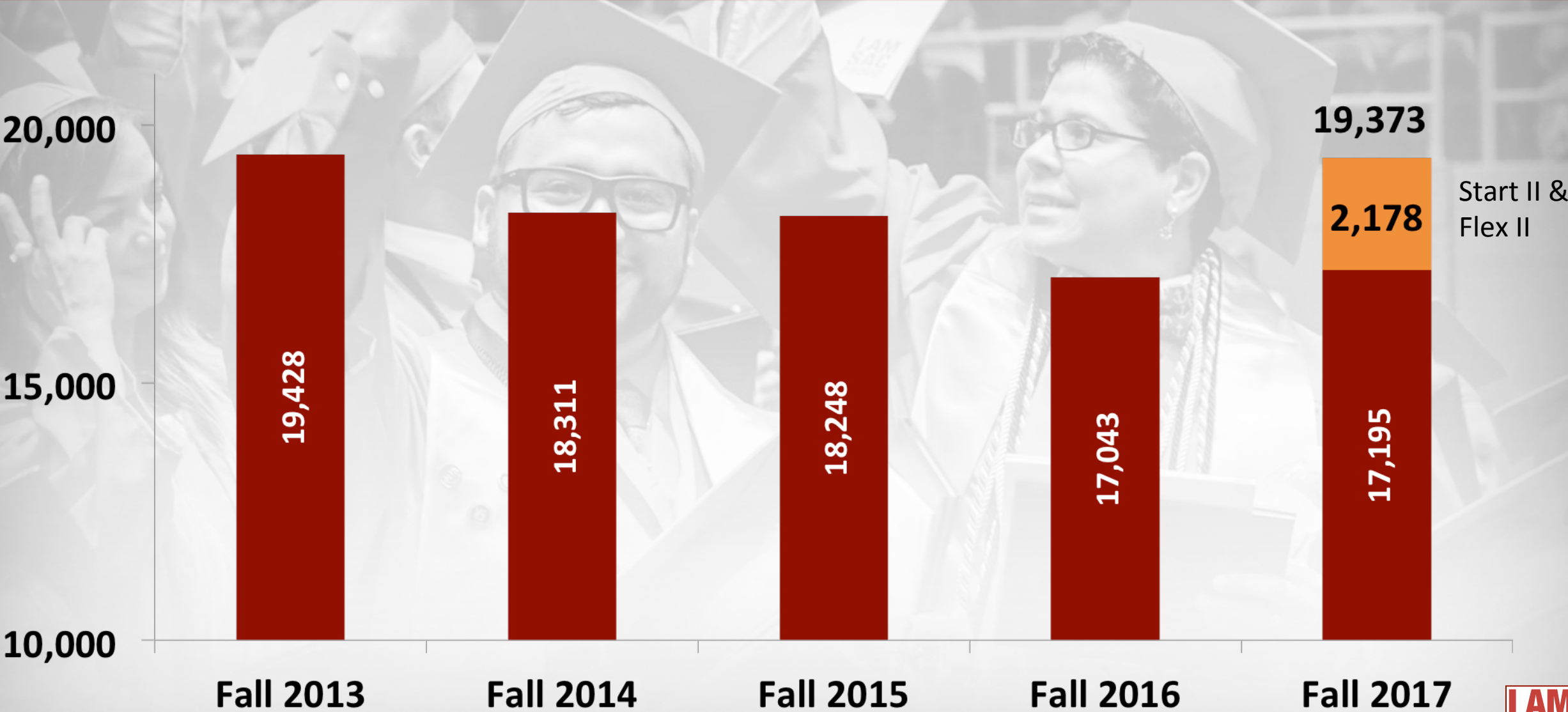


The SAC Student

Fall Headcount Enrollment



ALAMO COLLEGES DISTRICT
San Antonio College

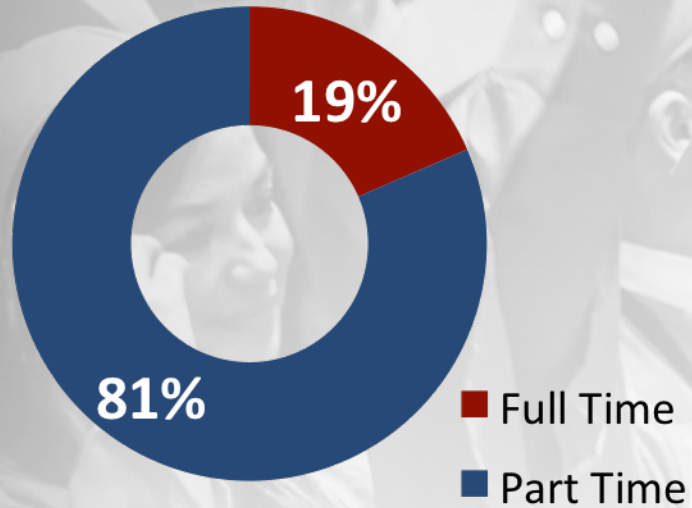


Student Profile Fall 2017

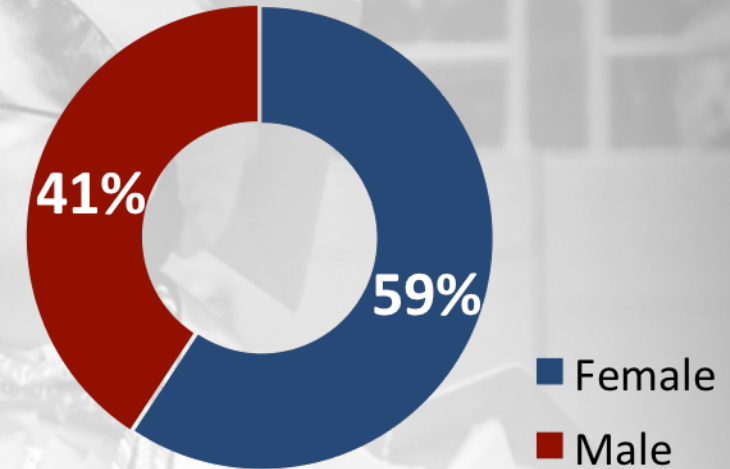


ALAMO COLLEGES DISTRICT
San Antonio College

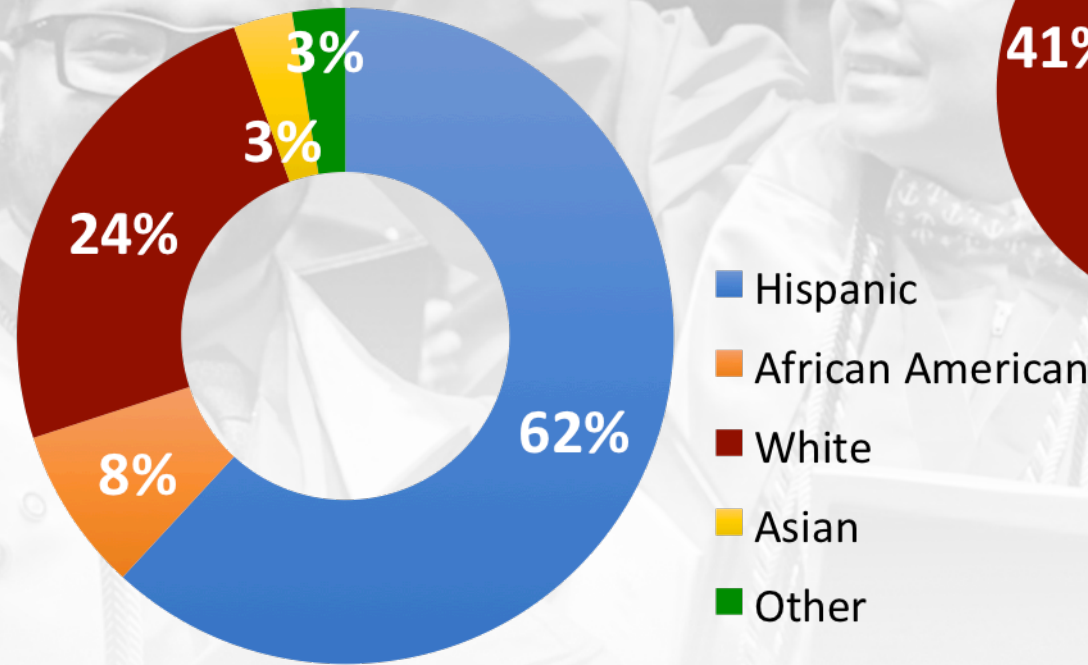
Status



Gender



Ethnicity



9.5% Student Veterans (1,638)



13.9% Dual Credit (2,391)



63.0% FTIC Require Remediation



69% Receive Financial Aid for Fall 2016
-11,210 (19,028-2,731 dual credit)



51% Economically Disadvantaged for Fall 2016
-8,343 (19,028-2,731 dual credit)


A grayscale photograph of a graduation ceremony. In the foreground, a male graduate with glasses and a beard is smiling, wearing a white gown and a stola. To his left, a female graduate is also smiling and making a hand gesture. Other graduates in caps and gowns are visible in the background, some raising their hands. A large, semi-transparent white circle is overlaid on the right side of the image, containing the text "Leading Indicators".

Leading Indicators

Course Completion Rates



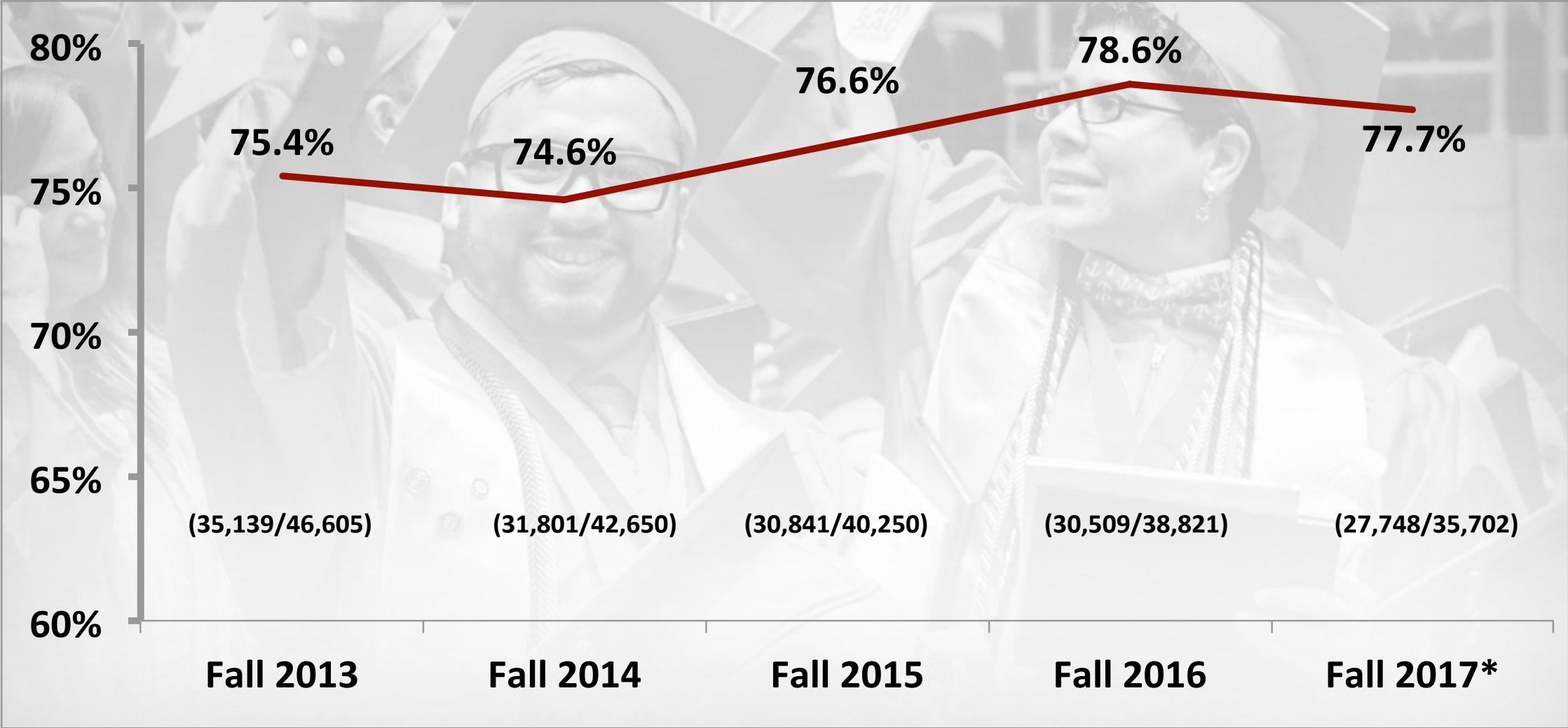
ALAMO COLLEGES DISTRICT
San Antonio College



Productive Grade Rates*



ALAMO COLLEGES DISTRICT
San Antonio College



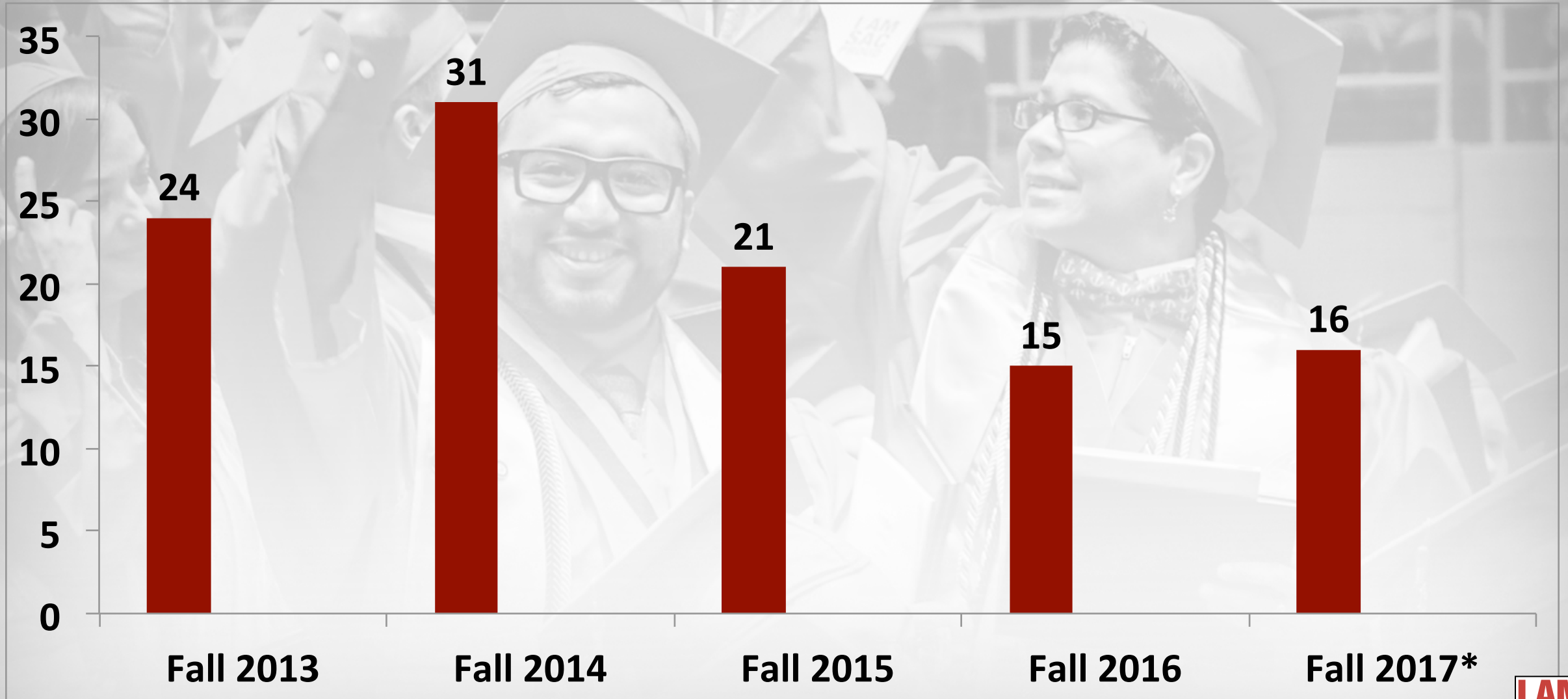
**Preliminary*



Number of High Risk Courses*



ALAMO COLLEGES DISTRICT
San Antonio College



**Preliminary*





Student Engagement Domain	2015	2017
Active & Collaborative Learning	48.6	47.5
Student Effort	49.0	51.7
Academic Challenge	48.4	50.3
Student/Faculty Interaction	47.1	47.3
Support for Learners	50.5	50.8

Noel Levitz at San Antonio College



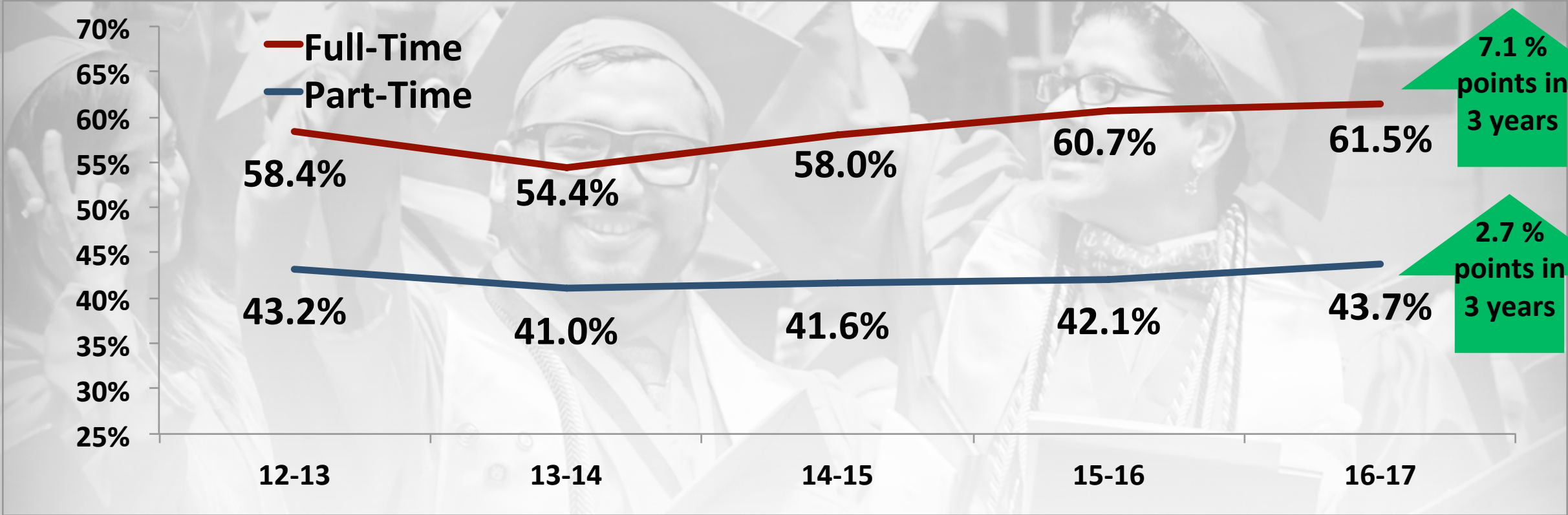
ALAMO COLLEGES DISTRICT
San Antonio College

Category	Satisfaction 2016	Satisfaction 2018	2016 to 2018
Academic Advising Effectiveness	5.48	5.82	↑ 0.34
Admissions & Financial Aid Effectiveness	5.49	5.75	↑ 0.26
Campus Climate	5.67	5.89	↑ 0.22
Campus Services	5.68	5.94	↑ 0.26
Instructional Effectiveness	5.85	5.97	↑ 0.12
Registration Effectiveness	5.80	5.94	↑ 0.14
Safety and Security	5.55	5.72	↑ 0.17
Student Centeredness	5.77	5.98	↑ 0.21
Academic Services	6.03	6.17	↑ 0.14
Concern for the Individual	5.60	5.86	↑ 0.26
Service Excellence	5.64	5.88	↑ 0.24
Responsiveness to Diverse Populations	5.98	6.06	↑ 0.08

Fall-to-Fall FTIC Persistence Rates



ALAMO COLLEGES DISTRICT
San Antonio College



	12-13		13-14		14-15		15-16		16-17	
	FTIC	Persisted	FTIC	Persisted	FTIC	Persisted	FTIC	Persisted	FTIC	Persisted
FT	1512	883	1403	763	1045	606	619	376	673	414
PT	1960	847	1918	786	1691	704	1975	832	1837	802



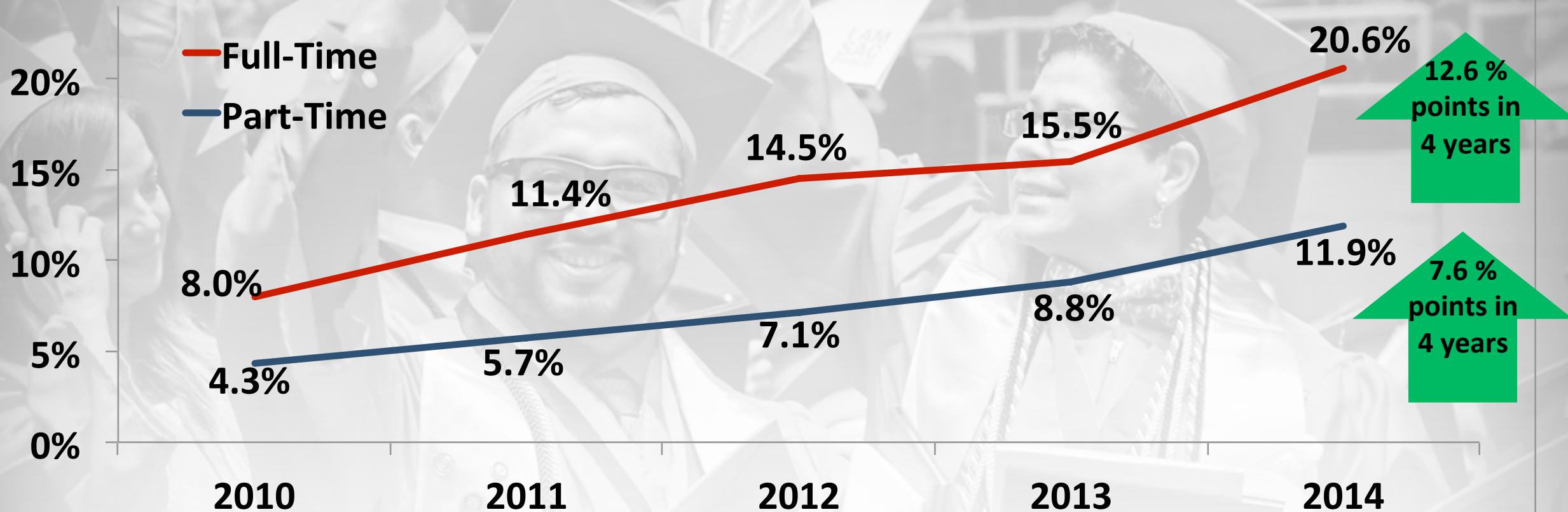
A grayscale photograph of a graduation ceremony. In the foreground, a male graduate with glasses and a beard is smiling, wearing a white gown and a mortarboard cap. To his left, a female graduate is also smiling and making a hand gesture. Other graduates are visible in the background, some raising their caps. A large, semi-transparent white circle is overlaid on the right side of the image, containing the text.

Lagging Indicators

Three-Year FTIC Graduation Rates



ALAMO COLLEGES DISTRICT
San Antonio College

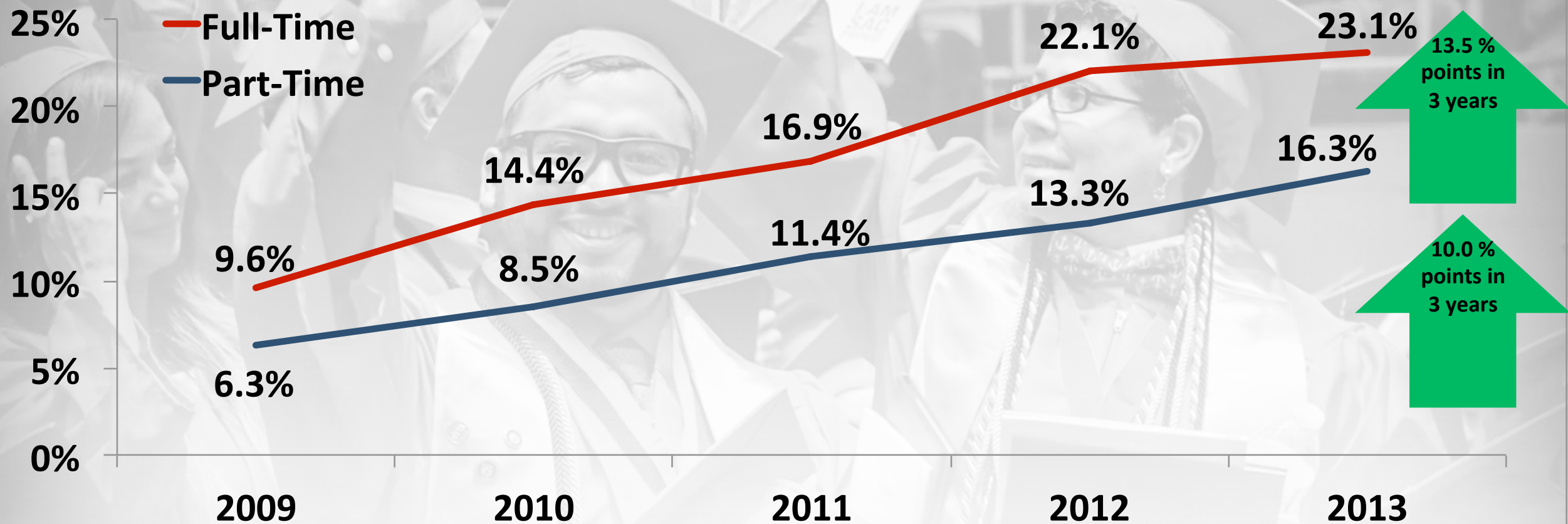


	2010		2011		2012		2013		2014	
	FTIC	Grads	FTIC	Grads	FTIC	Grads	FTIC	Grads	FTIC	Grads
FT	1564	125	1771	202	1519	221	1415	219	1049	216
PT	2148	92	2369	134	1964	139	1922	170	1709	203

Four-Year FTIC Graduation Rates



ALAMO COLLEGES DISTRICT
San Antonio College



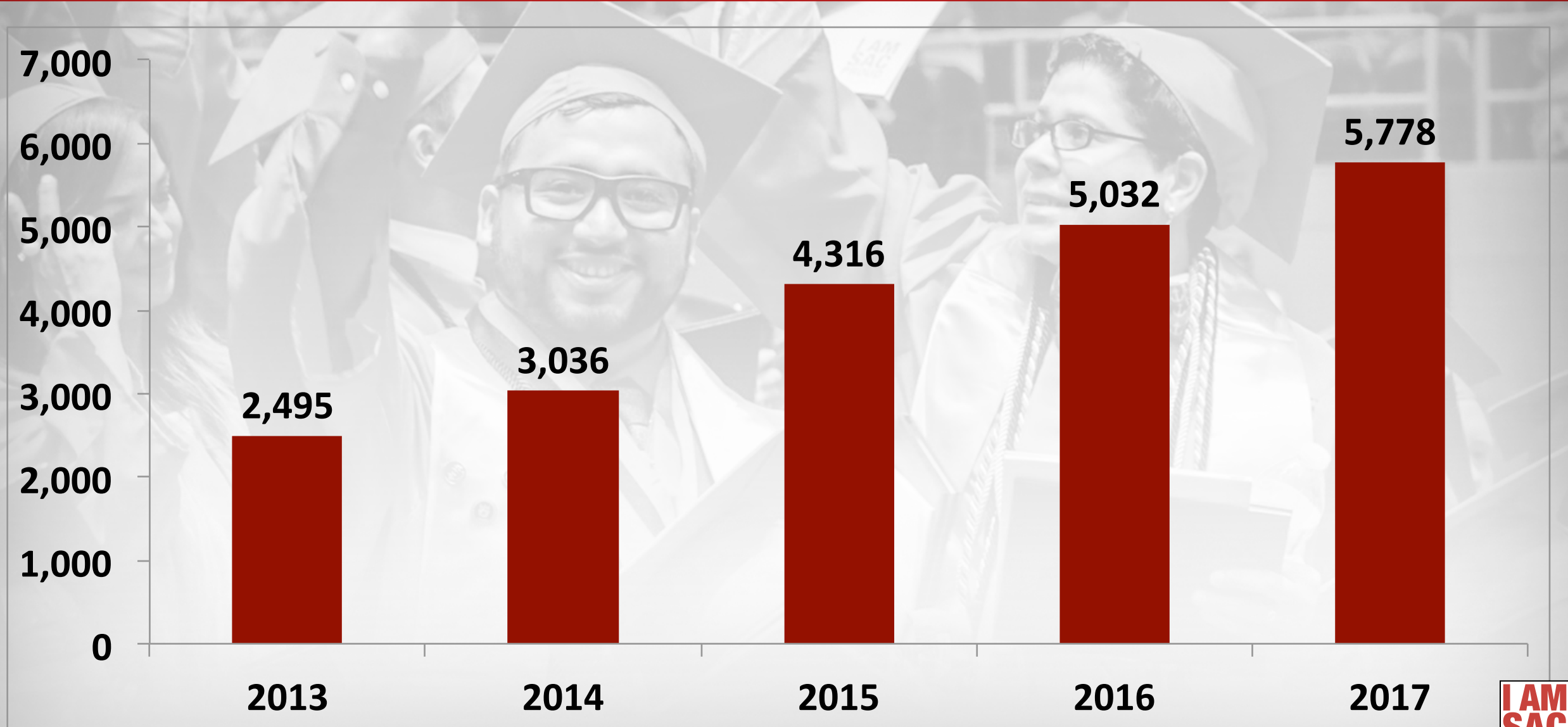
	2009		2010		2011		2012		2013	
	FTIC	Grads	FTIC	Grads	FTIC	Grads	FTIC	Grads	FTIC	Grads
FT	2181	208	1564	225	1771	299	1519	336	1415	327
PT	1680	105	2148	182	2369	270	1964	262	1922	313



Degrees and Certificates Awarded



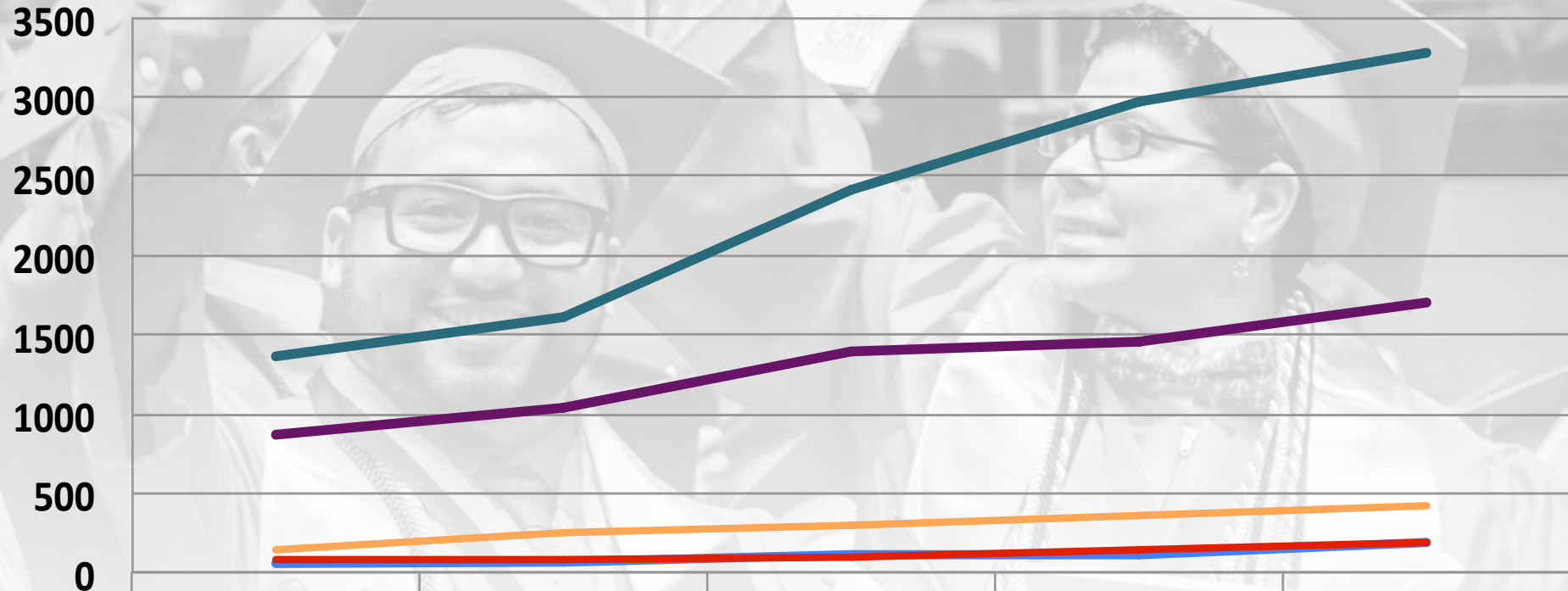
ALAMO COLLEGES DISTRICT
San Antonio College



Degrees & Certificates Award by Ethnicity



ALAMO COLLEGES DISTRICT
San Antonio College

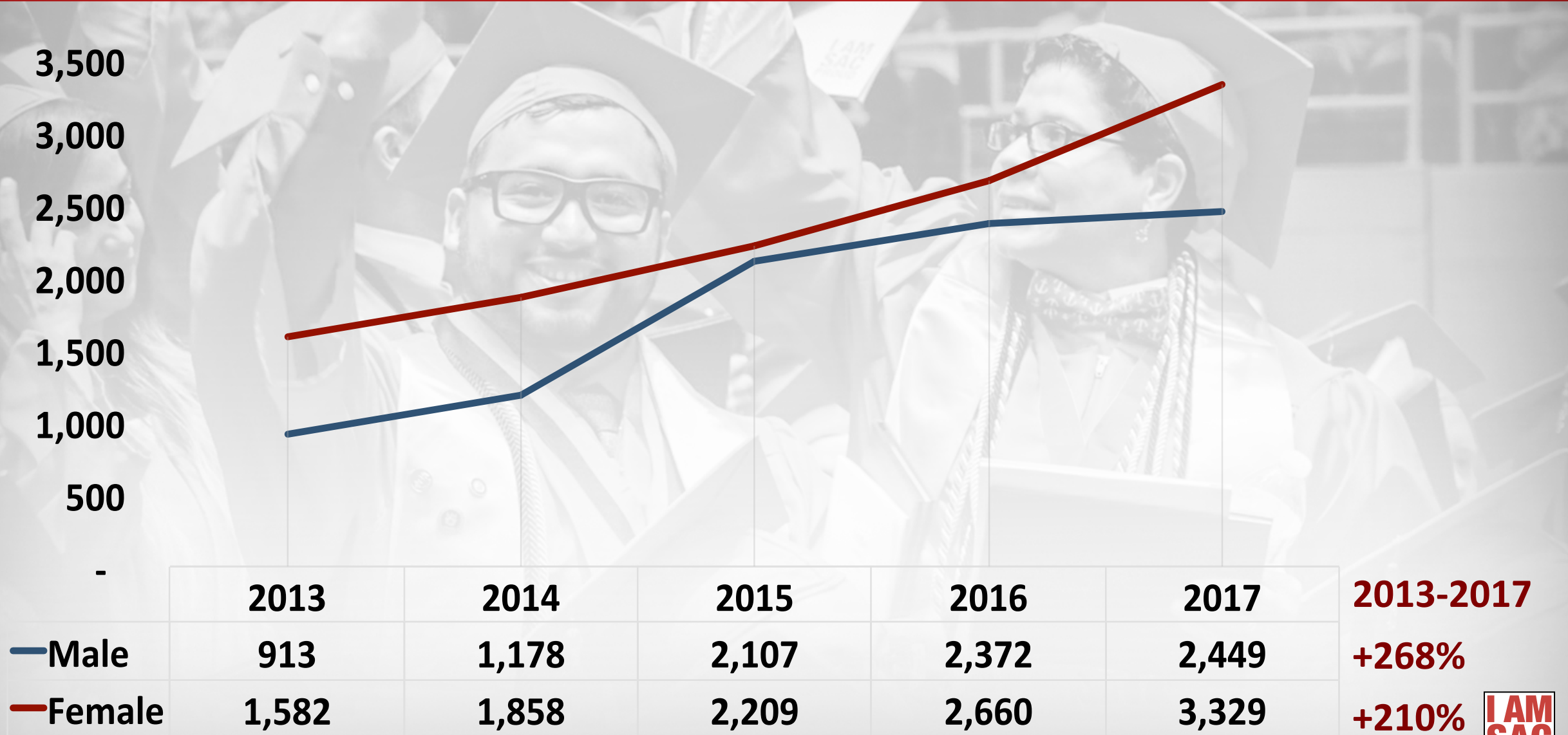


	2013	2014	2015	2016	2017	2013-2017
Hispanic	1357	1613	2420	2972	3274	+241%
White Non-Hispanic	868	1034	1393	1452	1710	+197%
Black Non-Hispanic	140	244	301	365	422	+301%
Asian or Pacific Islander	56	64	107	105	188	+335%
Other	74	81	95	138	184	+248%

Degrees & Certificates Award by Gender



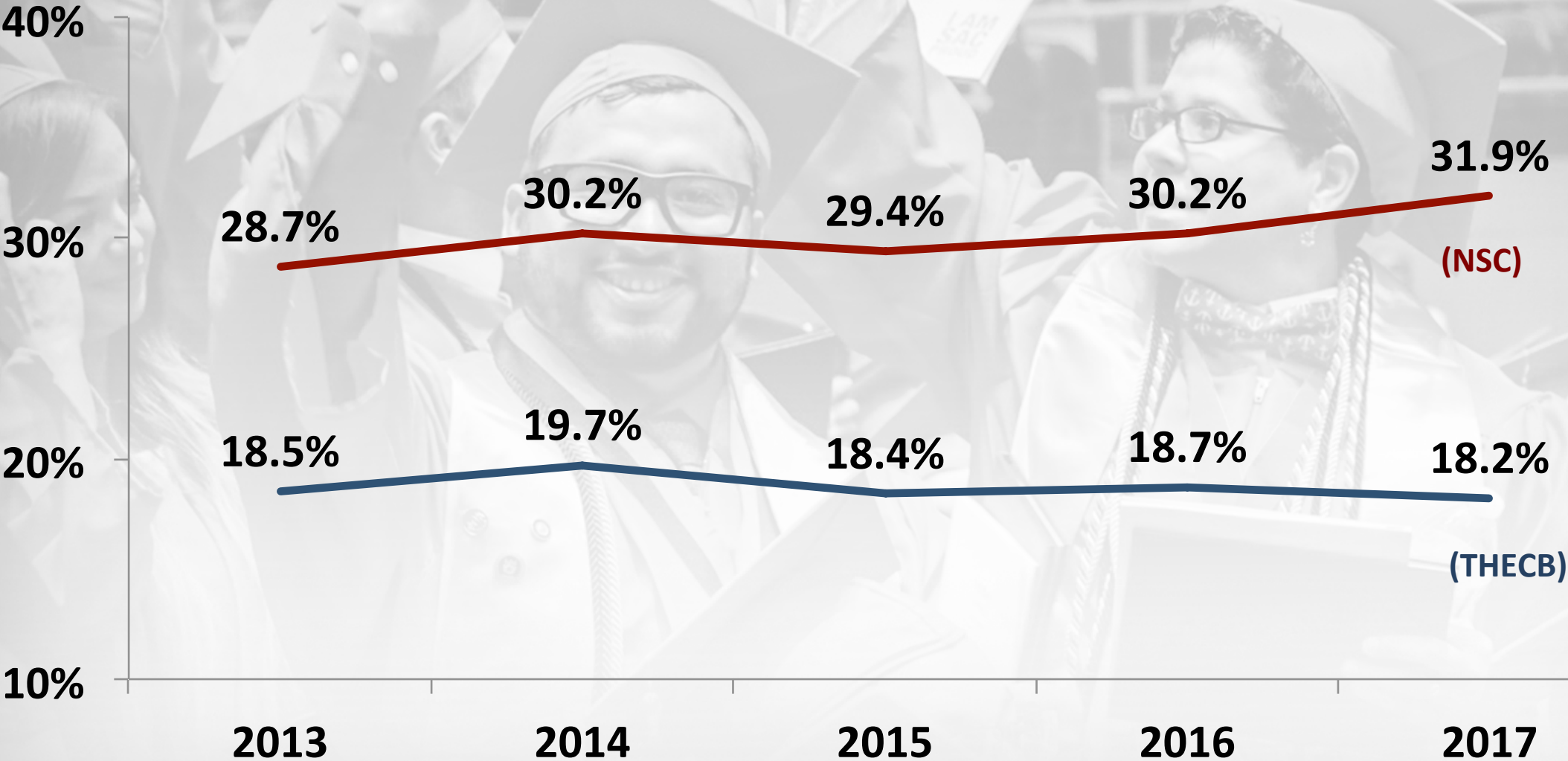
ALAMO COLLEGES DISTRICT
San Antonio College



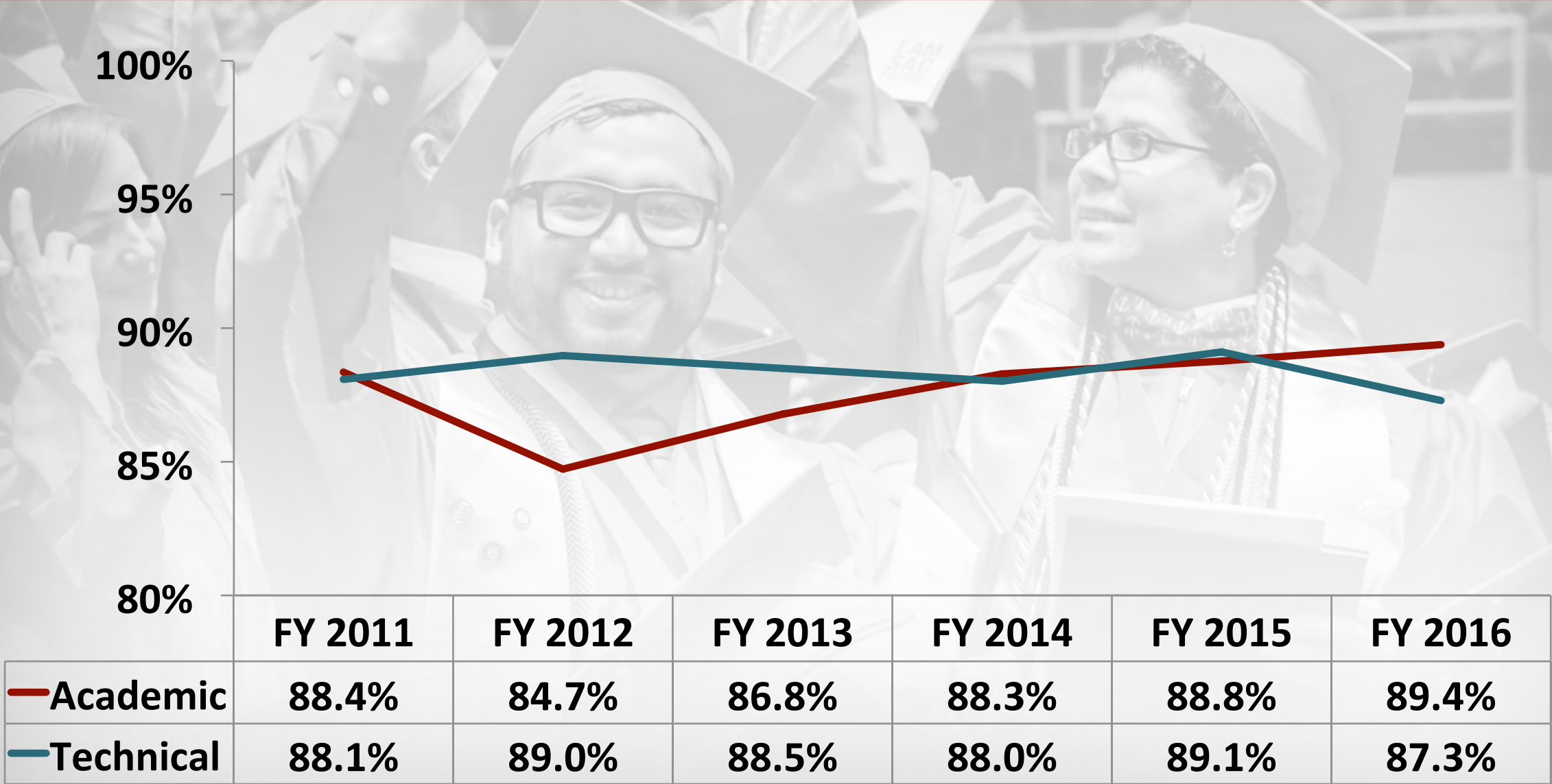
6-Year FTIC Transfer Rates (based on NSC Data)



ALAMO COLLEGES DISTRICT
San Antonio College



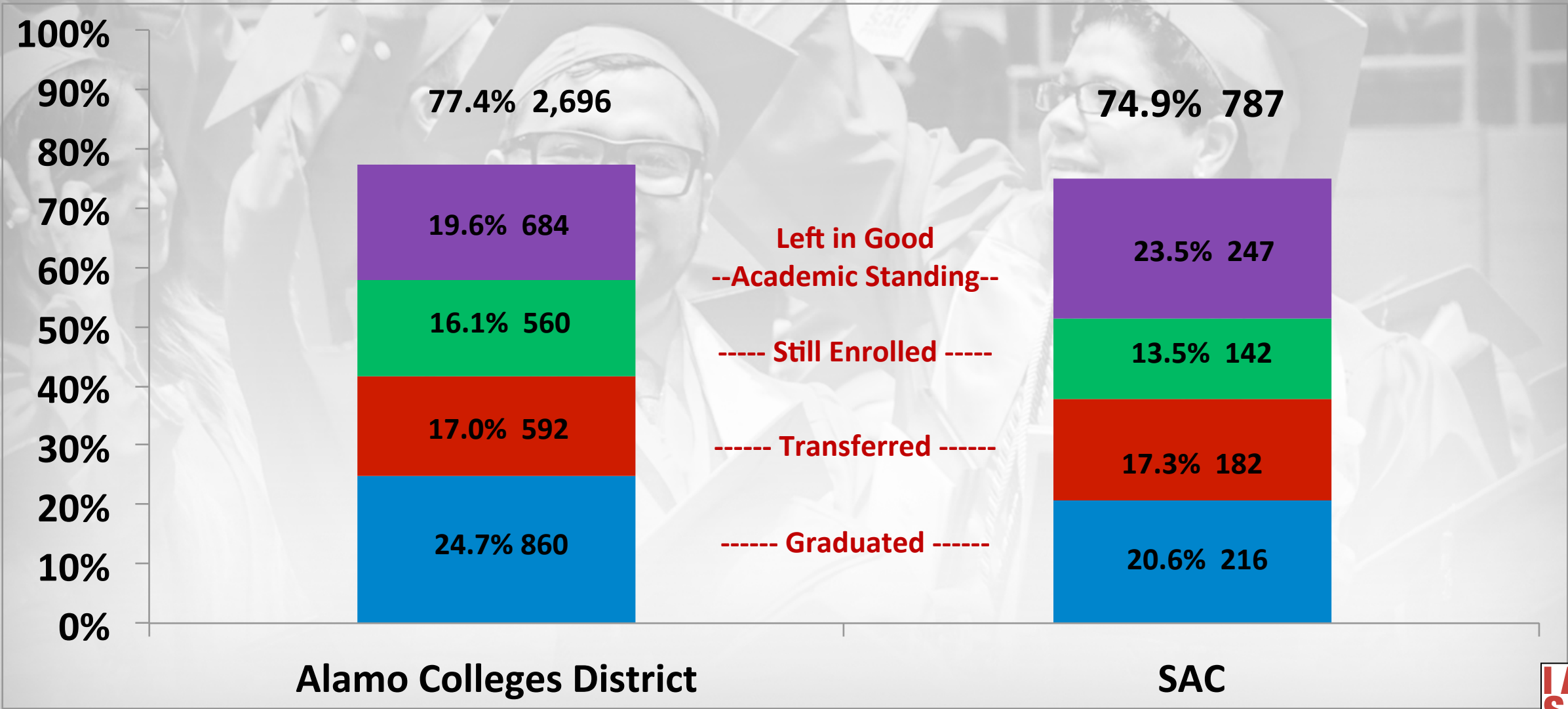
Students Employed &/or Enrolled w/in 6 months of Graduation



Fall FT 2014 FTIC 3-Year Tracking*



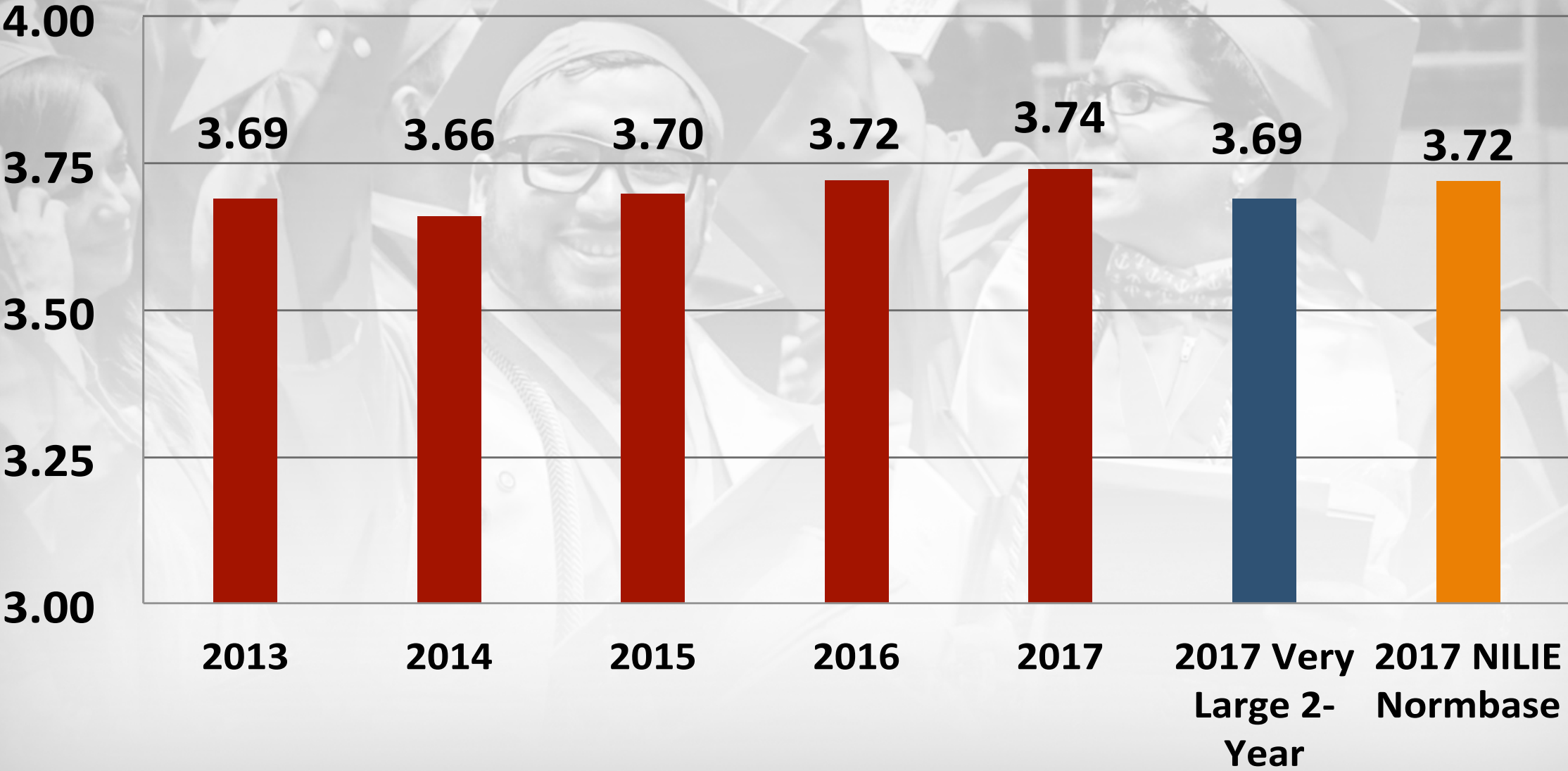
ALAMO COLLEGES DISTRICT
San Antonio College



PACE Survey at SAC



ALAMO COLLEGES DISTRICT
San Antonio College




Student Success Strategies (Academics)



ALAMO COLLEGES DISTRICT
San Antonio College



The **SAC Hydrogen Fuel Cell Vehicle (HFCV)**, "Shark Bait" **placed fourth** in the prototype hydrogen fuel category, won the Design Award and **\$4,000** in prize money.



Nursing Education Department celebrates **50 years** and has graduated more than 1,000 students over the past century; 2018 pass rate of 85%

Competed at the **Mariachi's Vargas Competition** and won the **2nd place** in collegiate level competition.

The **Information Technology and Security Academy (ITSA)** won the San Antonio Cyber Mayor's Cup and took **1st Place in State** in Platinum Tier in the Cyber Patriot Competition and advanced to the semi-finals



**I AM
SAC
PROUD**

Student Success Strategies (Student Success)



ALAMO COLLEGES DISTRICT
San Antonio College

Victory Center Grand Opening and Expansion of Services: Partnerships with Disabled American Veterans, Texas Workforce Commission.



Advocacy Center expanded services to include the Victory Center and Mental Health Counseling. Increased partnerships with Magic Closet, City of San Antonio Police Department and City Public Service.

Integrated certified advisors with Institute Faculty and Chairs.

Transfer Signing Event continues to grow reaching with 80 students and family members attending with an increase to 5 university partners.

First SAC Signing Day on May 24th with **over 250** new students and family members attending

SAC Ranger Basketball Team takes part in the Final Four Tournament

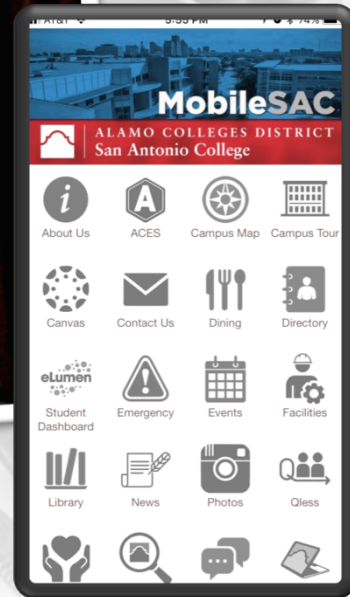


I AM
SAC
PROUD

Student Success Strategies (College Services)



ALAMO COLLEGES DISTRICT
San Antonio College



Implemented in-person **“Active Shooter Response”** training where **194 people** have been **trained** since Dec. 2017

The **Scobee Education Center** celebrated their **100K Visitor**

Implemented a **mobile app** to provide mobile friendly access to key campus resources and services.

SAC-PR won 3 national and regional awards for the I AM SAC Proud marketing campaign.

Top 10 Digital Community College in the nation

Earned **Mark of Distinction for Presidents’ Climate Leadership**

Hosted Inaugural **SAC Fiesta Brunch** to support President’s Fund and **raised** nearly **\$50K** in first year





ALAMO COLLEGES DISTRICT
San Antonio College

Thank you!
Questions?

