

NORTHWEST VISTA COLLEGE  
HIGH SCHOOL PROGRAMS

# EXPLORE THE UPGRADED ACES PORTAL

## DC TO FTIC



210-486-4299



[www.alamo.edu/nvc/academics/high-school/](http://www.alamo.edu/nvc/academics/high-school/)



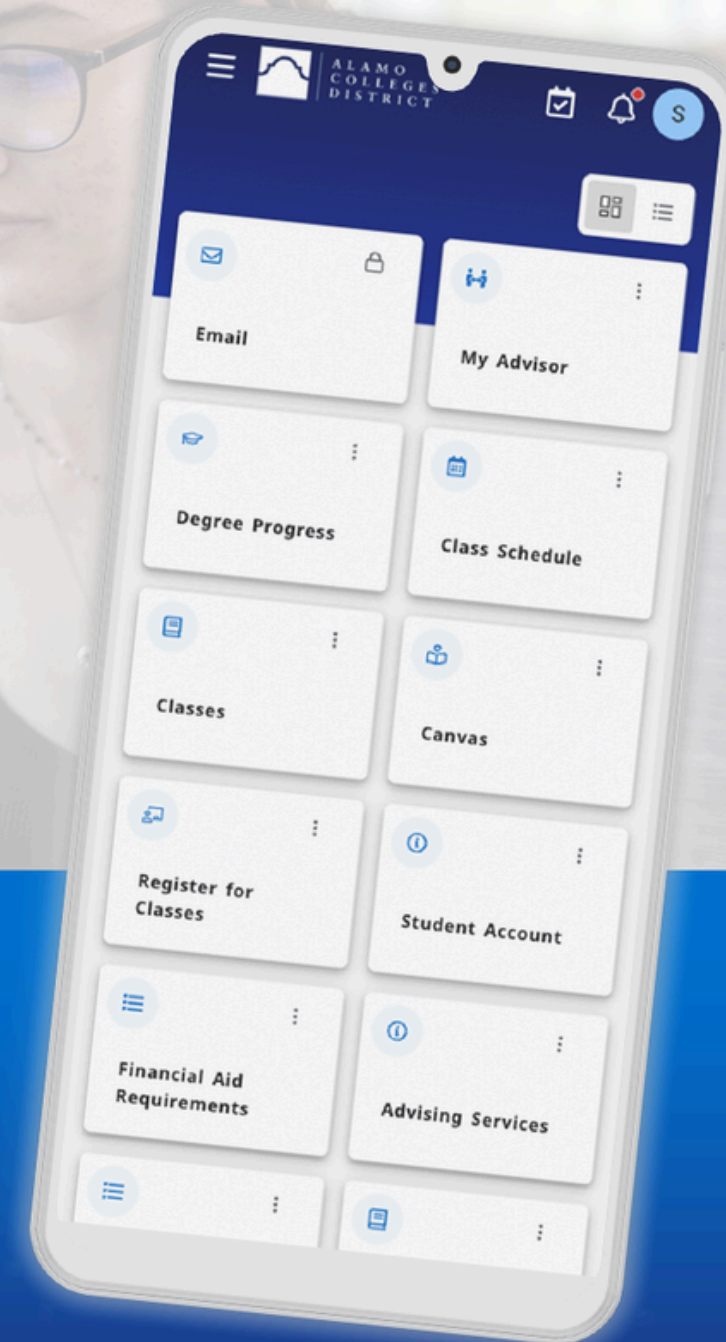
[nvc-dualcredit@alamo.edu](mailto:nvc-dualcredit@alamo.edu)



## ***New ACES Portal is Now Available***

The same information you rely on, now with a modern design and easier navigation across devices.

Scan the QR code  
to get started.



The Alamo Colleges District's upgraded ACES Portal is now available for you to preview.

The new portal features a modernized design and improved functionality to give students, faculty, and staff more straightforward access to key tools, resources, and helpful information.

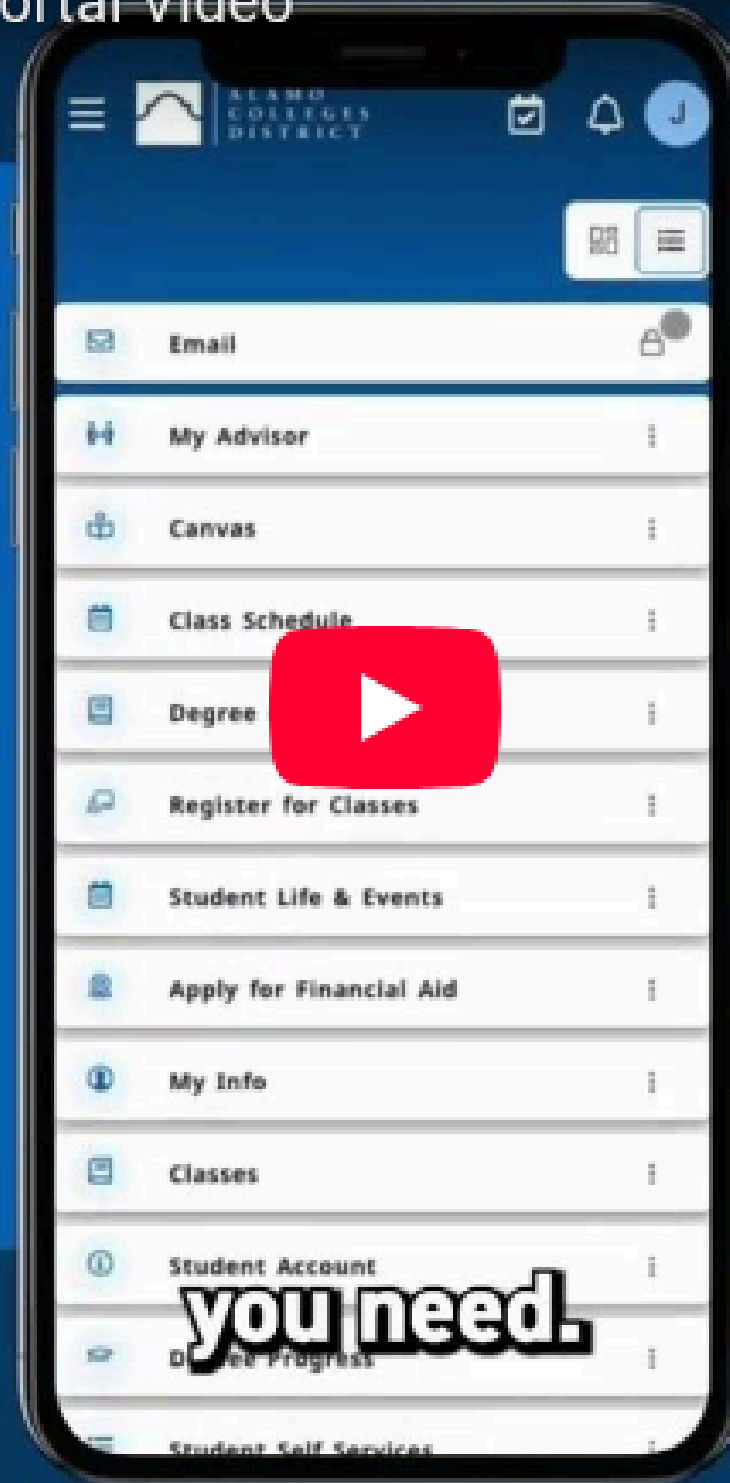


## Alamo Colleges District ACES Portal Video



Share

**ACES Portal**  
Mobile Friendly



Watch on YouTube

Watch this introduction video to the New ACES Portal;





## What's New in the ACES Portal?

The upgraded ACES Portal introduces several exciting enhancements designed to improve user experience across your devices.

### Cards Format:

Content is arranged into a 'card' format. Each card may represent a single tool or resource or could contain a group of related items in one card.

### Search Functionality:

Looking for something specific? Use the "Discover" option to locate relevant cards across all menu categories. Type a search term or select from suggested topics.

### Streamlined Navigation:

ACES cards are organized into five main categories: Academics, Enrollment, Paying for College, Resources, and My ACES Profile. The menu is located on the left side of the screen.

### Personalization:

Customize your portal home screen by bookmarking and organizing your most-used cards.

# Lets Get Started



Sign in to your account

Sign In

Forgot [Password](#) ?

### Former Students and Employees Log-in To ACES Instructions

1. If you remember your User ID and password, log-in to ACES in the spaces indicated in the Secure Access Box.
2. If you still cannot log-in to ACES, call the Help Desk at 210-485-0555.
3. Once you have signed in to ACES, click the link for Web Services located on the bottom left-hand side of the Home Tab page.

Visit **www.aces.alamao.edu**

Add your **ACES Username**

Add your **ACES Password**

Click on **Sign In**

ACES Login Information

**First-time users only:**  
**Your default password will be the first two letters of your last name, IN CAPS, followed by your birthdate in MMDDYY format**

If you need a **Password Reset**, Call **210-486-4777**



## IDENTITY SERVER

# Complete your Challenge Questions

Answer the following challenge  
questions

Challenge Question Set

Select one challenge question

Name of your first pet ?

Answers for challenge questions

Willie

Challenge Question Set

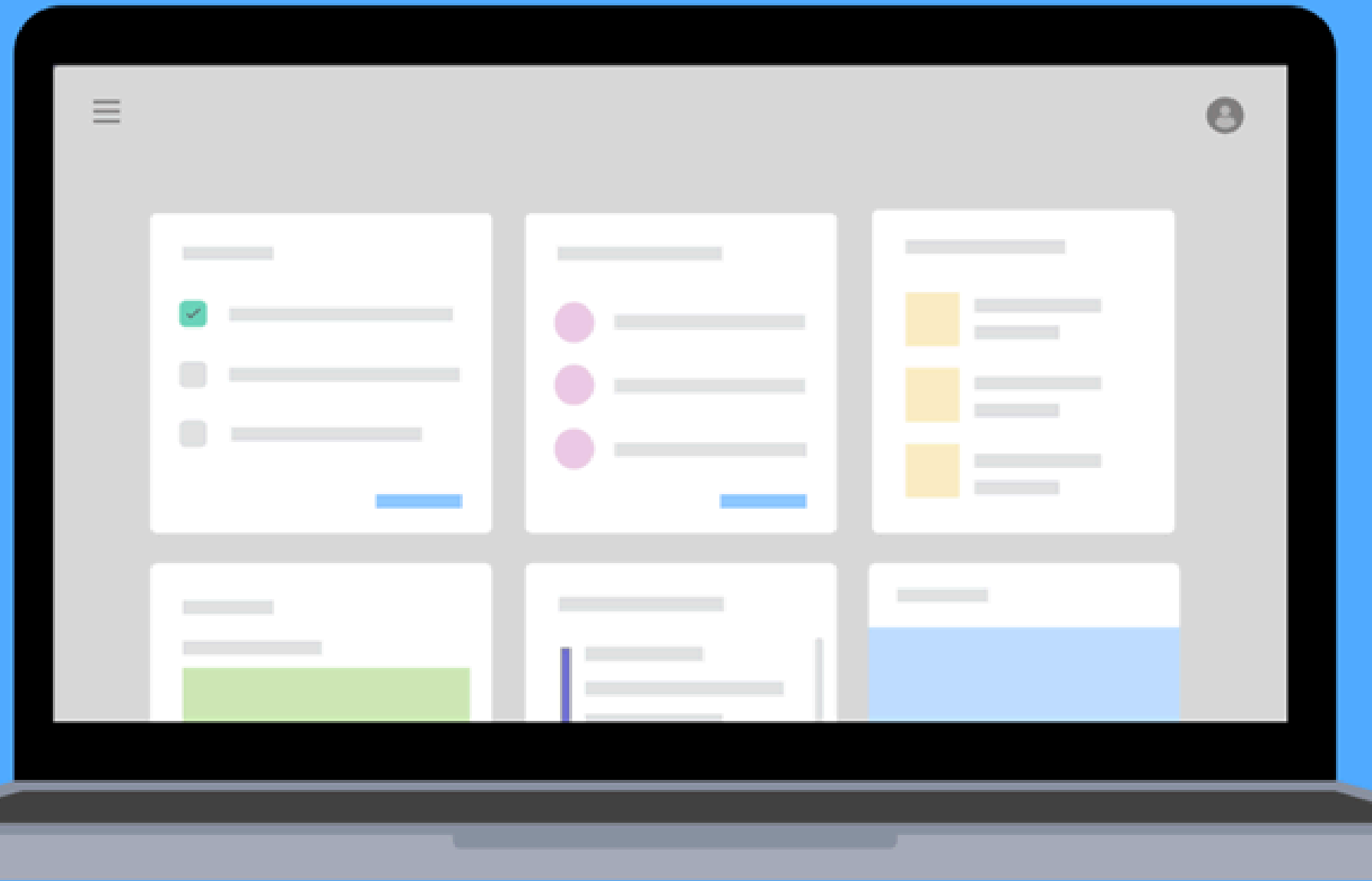
Select one challenge question

City where you were born ?

Answers for challenge questions

San Antonio

Continue



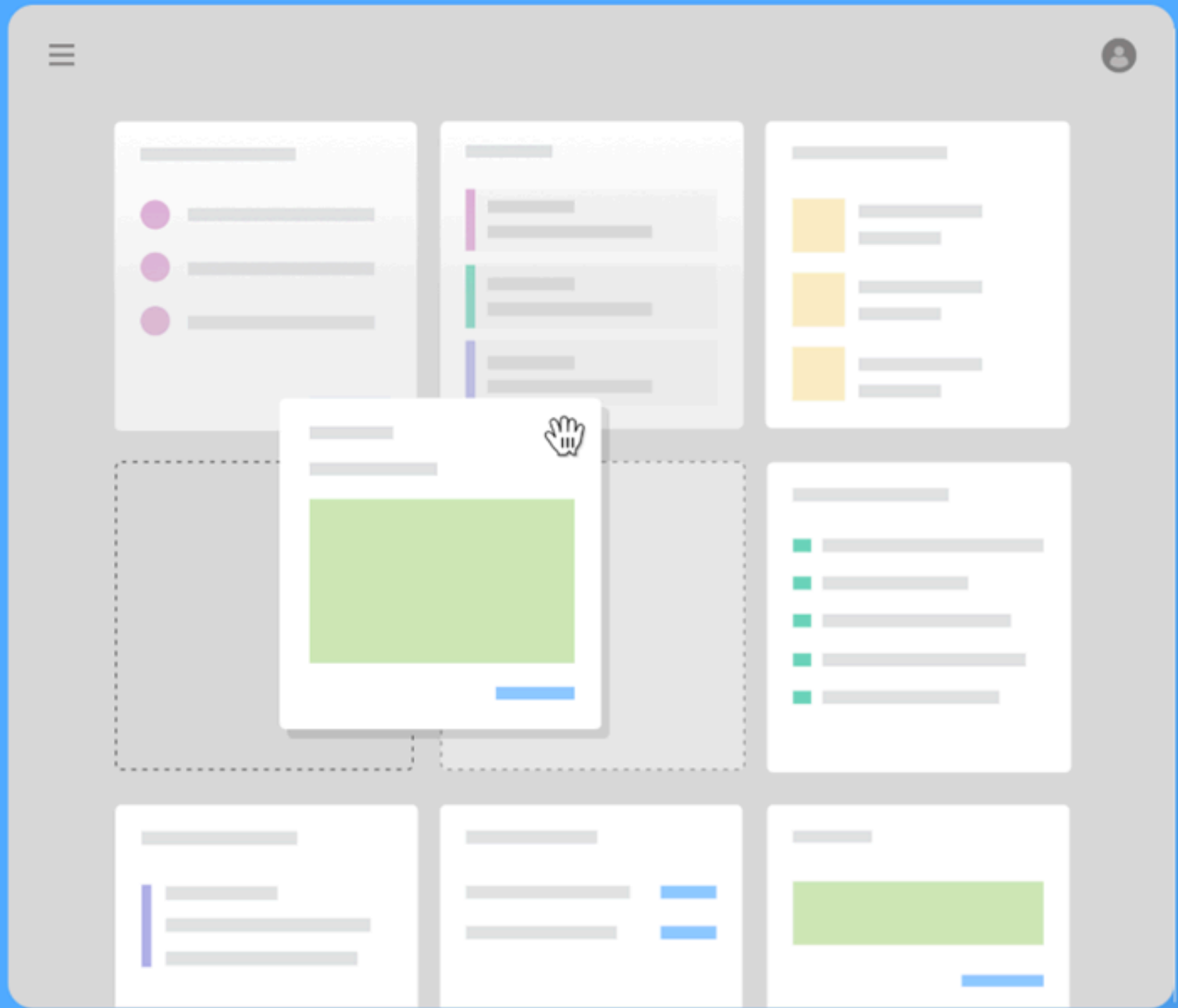
## Welcome to Your Dashboard

Get access to important information, announcements, and academic resources in one place. Take a look!

[GET STARTED](#)



Click on **GET STARTED**



## Make it Your Own

Add, remove, and organize cards that are important to you. Cards make it easy to prioritize and accomplish tasks.

NEXT



Click on **NEXT**





## Enhance Your Experience

Ellucian uses essential and non-essential cookies to provide and improve our services.

We use non-essential cookies to help us understand how you use the product with 3rd party analytics so we can improve the features that matter most to you.

If you select 'No Thanks,' only essential cookies will be used to ensure everything functions properly. You can change your preferences at anytime in your profile settings.

[Details on what we track in Experience](#)

[View Ellucian's full privacy policy](#)

NO THANKS

ACCEPT



Click on **ACCEPT**

### Enrollment Checklist

Explore your personalized enrollment tasks to get ready for registration.

[View Checklist](#)

### Security Questions

Don't wait until it's too late – set up your password recovery security questions to ensure you always have access when you need it.

Log into your security profile to:

- Change your password
- Set up account recovery and recovery email

[Manage Account Security](#)

### Welcome to the New ACES

Thanks for using the new ACES Portal! Here, you'll find all the same information as the old portal but with improved organization optimized for mobile and desktop. We've also added tips on navigating the new portal to help you quickly find the resources you need. The old portal will be available until late May.

### Canvas



Access course content, engage in discussions, submit assignments, and take exams with the learning management system, Canvas.

[Access Canvas Dashboard](#)  
[View All Courses](#)

### Helpful Tip

Customize your portal by bookmarking your most-used cards to your home screen. Add or remove cards by clicking the bookmark on the top right corner of the card.

Organize cards to prioritize information that matters most to you, making it quicker and easier to access key resources.

### Student Account

Access current and past tuition billing statements.

- [View Account Balance](#)
- [Pay Your Bill](#)
- [View Your Statements](#)

Submit a FAFSA or TASFA application to get assistance paying for college.

[Apply Now to FAFSA](#)  
[Apply Now to TASFA](#)  
[Learn More](#)

### Bacterial Meningitis

[Submit Bacterial Meningitis Forms](#)

[Requirements and FAQs](#)

## Improved Ways to Find Information

You can quickly identify and access information that's important and relevant for you. Take the tour to learn more.

NEXT

1 of 4

Click **NEXT**



### Enrollment Checklist

Explore your personalized enrollment tasks to get ready for registration.

[View Checklist](#)

### Security Questions

Don't wait until it's too late – set up your password recovery security questions to ensure you always have access when you need it.

Log into your security profile to:

- Change your password
- Set up account recovery with security question and recovery email

[Manage Account Security](#)

### Welcome to the New ACES

Thanks for using the new ACES Portal! Here, you'll find all the same information as the old portal but with improved organization optimized for mobile and desktop use. Check back for tips on navigating the updated portal, designed to help you quickly find what you need and access key resources. The old version of ACES will remain available until late May 2025.

[View Classic ACES](#)

### Canvas



Access course content, engage in discussions, submit assignments, and take exams with the learning management system, Canvas.

[Access Canvas Dashboard](#)

[View All Courses](#)

### Helpful Tip

Customize your portal by bookmarking your most-used cards to your home screen. Add or remove cards by clicking the bookmark on the top right corner of the card.

Organize cards to prioritize information that matters most to you, making it quicker and easier to access key resources.

### Student Account

Access current and past tuition billing statements.

- [View Account Balance](#)
- [Pay Your Bill](#)
- [View Your Statements](#)

### Apply for Financial Aid

Submit a FAFSA or TASFA application to get assistance paying for college.

[Apply Now to FAFSA](#)  
[Apply Now to TASFA](#)  
[Learn More](#)

### Bacterial Meningitis

[Submit Bacterial Meningitis Forms](#)

[Requirements and FAQs](#)

On the Top Right, Click on **VIEW ALL CARDS**

ALAMO COLLEGES DISTRICT

All Cards

J

Student Self Services

SORT BY A-Z

student

account

enrollment

bill

register

enrollment verification

myhub

national student clearinghouse

self service

verification

Student Self Services

Access administrative services like class registration, account and academic information, financial aid, and more.

[Student Services](#)

Search and Click on **STUDENT SELF SERVICES**



REGISTER FOR CLASSES  
CLICK HERE TO ACCESS THE REGISTRATION PORTAL.

REGISTER NOW

Click on **HS to Freshman Application**



STUDENT

- Personal Information
- Student Profile
- Student Survey
- Student Mission Statement
- Returning Student Application
- HS to Freshman Application
- Bacterial Meningitis



STUDENT ACCOUNT

- View Account Summary
- View Account Detail
- Estimated Tuition and Fees by Term
- Pay Now



ACADEMICS

- Course Withdrawal
- View Unofficial Transcript
- Request Official Transcript
- Intent to Graduate
- View Intent to Graduate
- Request Enrollment Verification



FINANCIAL AID

- Financial Aid

Google Account

ZOOM Session - Fall 25 Enrollm

Launch Meeting - Zoom

Explore the Upgraded ACES Po

Home - ACES

HS to Freshman Application

lum010.alamo.edu:8010/BannerExtensibility/customPage/page/stuHsFticApp

Google Chrome isn't your default browser

Set as default

ALAMO COLLEGES DISTRICT

High School Program to College Freshman!

[Return to Student Services Page](#)

Northeast Lakeview College, Northwest Vista College, Palo Alto College, San Antonio College, St. Philip's College  
Made for You! / ¡ Hecho Para Ti!

Continue with the colleges of the Alamo Colleges by completing this information and bypass the ApplyTexas application. This form updates your student record from High School Participant to full fledged College Freshman!

Student Information

**Name:** Parker, Annabella

**Student ID:** 901518639

**Date of Birth:** 19-Jun-2006

**Current High School:** BOERNE SAMUEL V CHAMPION HIGH

**Graduation Date:** 01-May-2025

If your Date of Birth or Current High School are missing or incorrect, please contact the Enrollment Service Center.

If your actual Graduation Date is incorrect, please update here. Otherwise, leave blank.

**New Graduation Date:**

Please choose a Term, College, Program and Major:

**Application Term:** \* \*\* Select a Term \*\* ▾

**Application College:** \* \*\* Select a College \*\* ▾

**Application Program:** \* ▾

**Application Major:** \* ▾

Acknowledgements

- I understand that the High School Programs Change of Entry Form will be used for only High School students who have graduated and were in the Dual Credit, ECHS, PTECH and Academies programs.
- I certify that, to the best of my knowledge, the above information is true and correct.

Enhance your Experience

Please indicate whether we may use 3rd party analytics and non-essential cookies to improve your experience and our applications.

If you agree, the data we collect through these tools may be stored and processed in any country in which Ellucian or its sub-processors maintain facilities or personnel, including the United States.

Read the Ellucian privacy notice for more on cookies and analytics [Ellucian Privacy Notice](#)

No Thanks

Accept

© 2013-2025 Ellucian Company L.P. and its affiliates. All rights reserved.

Click on **ACCEPT**



# High School Program to College Freshman!

[Return to Student Services Page](#)

Northeast Lakeview College, Northwest Vista College, Palo Alto College, San Antonio College, St. Philip's College  
Made for You! / ¡ Hecho Para Ti!

Continue with the colleges of the Alamo Colleges by completing this information and bypass the ApplyTexas application. This form updates your student record from High School Participant to full fledged College Freshman!

## Student Information

Name:

Student ID:

Date of Birth:

Current High School:

Graduation Date:

If your Date of Birth or Current High School are missing or incorrect, please contact the Enrollment Services office to update your record.  
If your actual Graduation Date is incorrect, please update here. Otherwise, leave blank.

New Graduation Date:

Please choose a Term, College, Program and Major:

Application Term: \*

Application College: \*

Application Program: \*

Application Major: \*

Please verify that the “**STUDENT INFORMATION**” section is correct

Enter your “**OFFICIAL HS GRADUATION DATE**”.

Student Information

Name: [redacted]  
Student ID: [redacted]  
Date of Birth: [redacted]  
Current High School: [redacted]  
Graduation Date: [redacted]

If your Date of Birth or Current High School are missing or incorrect, please contact the Enrollment Services office to update your record.

If your actual Graduation Date is incorrect, please update here. Otherwise, leave blank.

New Graduation Date:

Please choose a Term, College, Program and Major:

Application Term: \*   
Application College: \*   
Application Program: \*   
Application Major: \*

Complete the following section - **SAMPLE**  
Application Term: **SPRING 2026 OR FALL 2026**  
Application College: **Northwest Vista College**  
Application Program: Select the Associates that you are pursuing  
Application Major: Select the major related to your program

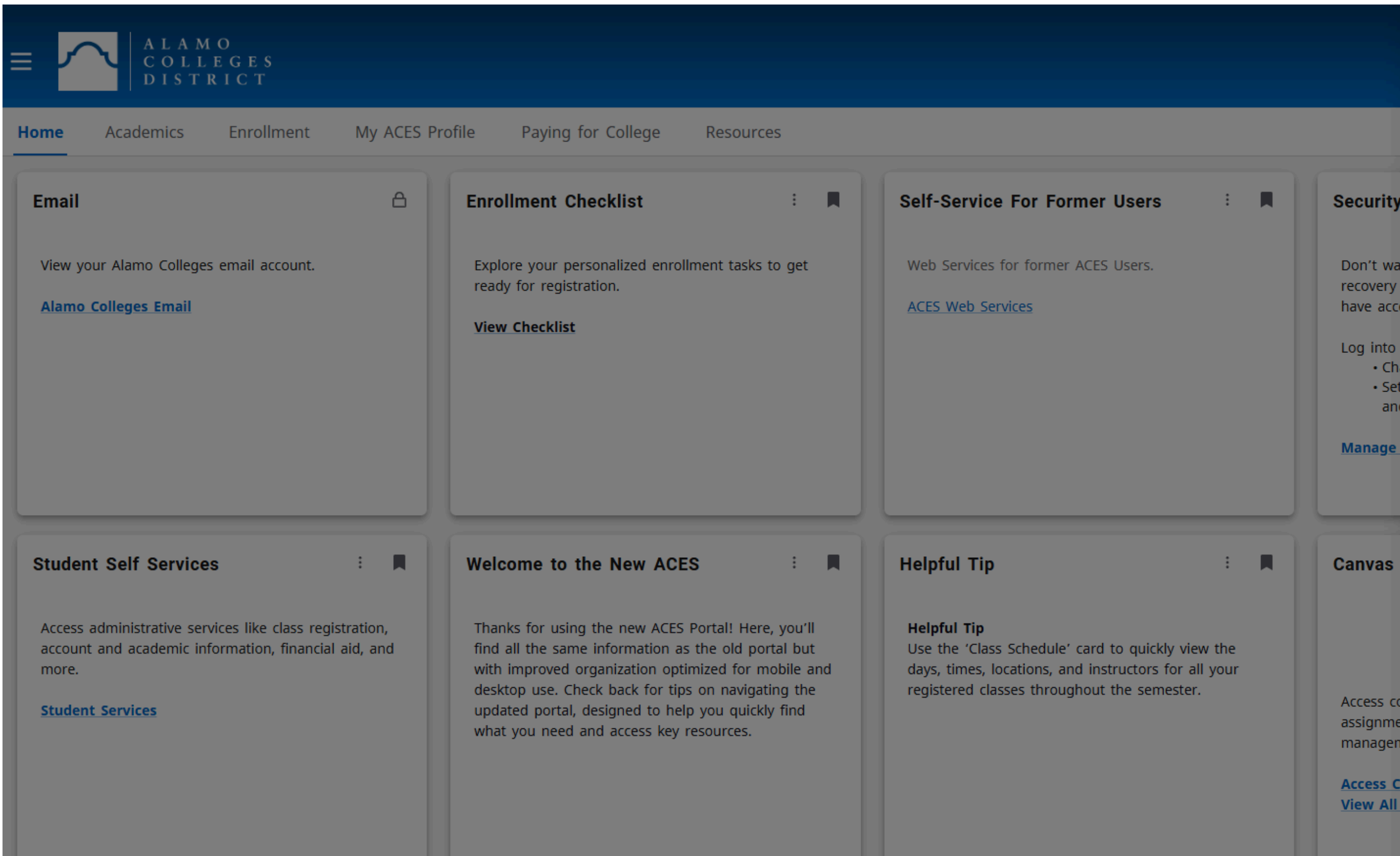
Acknowledgements



- I understand that the High School Programs Change of Entry Form will be used for only High School students who have graduated and were in the Dual Credit, ECHS, PTECH and Academies programs.
- I certify that, to the best of my knowledge, the above information is true and correct.


Please make sure your information is correct before submitting. Once recorded, see the Enrollment Services office for additional questions.


Click on **CONTINUE**, you will be directed to the main page.








 View Profile

 My ACES Profile

 Sign out

Click on the Letter Icon on the Top Right, and  
click on **SIGN OUT**

HEY WILDCATS!!

**FOLLOW US ON**

**SOCIAL MEDIA**



*"STAY CONNECTED WITH THE  
LATEST NEWS & UPDATES"*

 **FACEBOOK**  
SCAN THE QR CODE



**SCAN ME**



210-486-4299



nvc-dualcredit@alamo.edu



alamo.edu/nvc/academics/high-school



3535 N. ELLISON DR..  
SAN ANTONIO, TX 78251



An aerial photograph of the Northwest Vista College campus, featuring a large pond, modern buildings, and a wide pedestrian walkway where many students are walking. The image is overlaid with a semi-transparent purple rectangle containing text.

NORTHWEST VISTA COLLEGE  
HIGH SCHOOL PROGRAMS

**THANK YOU**

If you have any questions or have any issues please call us at 210-486-4299  
or send us an email at [nvc-dualcredit@alamo.edu](mailto:nvc-dualcredit@alamo.edu)