


ALAMO COLLEGES POLICE DEPARTMENT

2014 ANNUAL SECURITY & FIRE SAFETY REPORT

In compliance with the Jeanne Clery Disclosure of Campus Security Policy and Campus Statistics Act

Alamo Colleges is required to distribute the following information to all current and potential students and employees. Please take a moment to read the following information. The information is also available on the Alamo Colleges Police Department web site: <http://www.alamo.edu/district/police/>



ALAMO COLLEGES POLICE DEPARTMENT
201 W. SHERIDAN, BLDG "C"
SAN ANTONIO, TEXAS 78204
PHONE: 210-485-0099
FAX: 210-486-9315

Table of Contents

A Message from the Chief of Police.....	4
Telephone Directory	5
Department Overview	6
Jurisdictional, Enforcement & Arrest Authority of Alamo Colleges Police.....	6
Professional Standards	7
Incident Reporting and Response.....	7
Reporting Criminal Offenses to Campus Officials.....	8
Timely Warning Policy	8
Access and Maintenance of Campus Facilities	9
Access.....	8
Maintenance....	9-10
Alcoholic Beverages, Illegal Drugs, and Weapons	10
Illegal Drugs	10
Weapons.....	10
Sexual Assault	11
Medical Treatment.....	12
Domestic Violence.....	12-13
Dating Violence.....	14-15
Stalking.....	15-17
Sex Offenders Registry.....	17
Policy for Reporting the Annual Disclosure of Crime Statistics	18
Crime Statistics.....	19-23
Theft Prevention	24
Protect Your Property.....	24-25
Crime Prevention Programs	25
Campus Statistical Reporting Area Maps.....	26-31
Annual Fire Safety Report – 2014	32
Higher Education Opportunity Act Annual Fire Safety Report	32
The Higher Education Opportunity Act of 2008 – Legal Requirements	32

Fire Safety Statistics 33

On Campus Student Housing Facilities 33

 Figure 1 – Alamo Colleges Fire Log 34

 Figure 2 – Fire Protection Systems\Fire Drill Training 34

Mandatory Supervised Fire Drills 34

Fire Drill Procedures 34

Building Evacuations 35

Fire Safety – On Campus Student Housing 35

Fire Drill Evaluations 35

Fire Safety Related Procedures 36

Smoking Policy 36

Alamo Colleges Mission, Vision & Values 37

1. No non-campus student organizations

A Message from the Chief of Police

On behalf of all of the employees of the Alamo Colleges Police Department I would like to welcome you. The Alamo Colleges communities with whom our department personnel interact with are a concentration of highly educated academicians, outstanding students, and well-qualified staff. Our personnel are sensitive to the unique nature of the Alamo Colleges population and realize that they serve in direct support of higher education.

The 60,000+ students, 5,000+ employees, five campuses and allied satellite facilities of the Alamo Colleges make it one of the largest in the nation.

Our department's highest priority is to provide professional campus oriented law enforcement and security services in a receptive and collaborative manner and to make a safe work and study environment available to all. We place our emphasis on service and the promotion of involvement to maintain a safe and secure environment. Together we are all keenly aware of our responsibilities in the prevention of crime.

This guide is published to provide information about department services, programs and statistical information as required by law. If you have any questions or suggestions concerning this publication, please contact the Alamo Colleges Police Department at (210) 485-0099 or come by our office at 1601 N. Main Ave. on the San Antonio College Campus at the corner of Main Ave. and East Park.

Sincerely,

A handwritten signature in black ink, appearing to read "D. F. Adams".

Don F. Adams
Chief of Police

Police Department Telephone Directory

Alamo Colleges Web Site: <http://www.alamo.edu>

Police Department Web Site: <http://www.alamo.edu/district/police/>

Area Code – 210 (for all numbers listed below)

Emergencies

Police/Fire/Medical 485-0911

Non-Emergencies

General Assistance 485-0099

Office of the Chief of Police 485-0088

Office of the Deputy Chief of Police/Administration 485-0184

Office of the Deputy Chief of Police/Patrol 486-1810

Office of the Deputy Chief of Police/Emergency Services 485-0778

Uniform Patrol Division Field Supervisor 485-0099

Sergeant / Support Services Supervisor 485-0096

Communications 485-0778

Records Division 485-0096

Criminal Investigations Division 485-0187/485-0185/485-0089

Other Important Telephone Numbers

San Antonio College Substation 486-0996

St. Phillips College Substation 486-2214

Northeast Lakeview College Substation 486-5226

Northwest Vista College Substation 486-4999

Palo Alto College Substation 486-3997

Southwest Campus Substation 486-7030

Department Overview

The Alamo Colleges Police Department is a Texas Police Chief's Foundation Association Best Practices Law Enforcement provides law enforcement services to all components of the Alamo Colleges including academic campuses and a variety of satellite facilities throughout Bexar and Comal Counties.

The Department has 97 authorized positions including 74 [state certified Peace Officers](#), 5 Parking Enforcement Personnel, 11 Communications Officers, and 7 Administrative Support Personnel. The department maintains a fully staffed investigations division and an Emergency Communications Center which operates 24 hours a day, year round with full interoperability capabilities.

To provide a safe campus for our students, staff, faculty and visitors, the department has armed, uniformed officers on patrol 24 hours a day, year round. To provide this around the clock coverage our officers work in three shifts. Unarmed Parking Enforcement personnel work closely with our Patrol Officers by constantly patrolling campus properties.

Patrol is the core of the Alamo Colleges Police Department. These officers are the ones to answer calls for service, respond to alarms and enforce state criminal and traffic laws in addition to the rules of the Alamo Colleges. The department also has police officers responsible for specialized assignments including Criminal Investigations, Crime Prevention and Bicycle Patrol.

Jurisdictional, Enforcement, & Arrest Authority of the Alamo Colleges Police Department

The Alamo Colleges Police Department is the primary police authority for the colleges of the Alamo Colleges. Our Police Officers are certified Texas Peace Officers as defined in article 2.12 of the Texas Code of Criminal Procedure.

Pursuant to Section 51.203 of the Texas Education Code, the primary jurisdiction of Alamo Colleges Police Officers includes all counties in which property is owned, leased, rented, or otherwise under the control of the Alamo Colleges. As peace officers, the Department's police officers have the same authority to detain and arrest as municipal police officers.

The Alamo Colleges Police Department is linked by computer to city, state and federal criminal justice agencies, which provides access to criminal records, wanted persons, stolen property, and vehicle information. All crimes reported to the Alamo Colleges Police Department are thoroughly investigated and are referred for prosecution through the District Attorney's Office when appropriate. Criminal matters involving our students may also be referred to the appropriate administration for disciplinary action.

The Alamo Colleges Police Department maintains excellent working relationships with all area law enforcement agencies including the San Antonio Police Department, the Live Oak Police Department, the New Braunfels Police Department, the Bexar County Sheriff's Office, the Texas Department of Public Safety, and the local field office of the Federal Bureau of Investigation. These working relationships are maintained through periodic

communication among agency administrators and by frequent contact between line officers and investigators cooperating on specific cases.

Professional Standards

The Police Department's relationship with the community and ensuring that we provide excellent services is vital to achieving our overall mission of safe and secure campuses. All members of the Alamo Colleges community can expect to be treated in a courteous and professional manner by members of our department. The Alamo Colleges Police Department will not tolerate an employee who acts unprofessionally or rudely or who does not provide an appropriate level of service. We also wish to recognize instances where our employees have been especially helpful or have exceeded your expectations in the service they have provided.

The quality of our service is dependent in part on feedback from the community we serve. Please help us improve our department by bringing your complaints and compliments to the attention of any of the following individuals in a timely manner:

1. Request the on-duty Police Patrol Supervisor by calling 210-485-0099; this individual is available 24-hours a day.
2. Address written correspondence to: Chief of Police, Alamo Colleges Police Department, 1601 N. Main Ave. San Antonio, Texas 78212.

Incident Reporting and Response

Any criminal offense, suspected criminal activity, or other emergency on campus should be reported directly to the Alamo Colleges Police by telephone, in person, or by dialing 485-0911 from any campus phone or by using one of the emergency telephones located throughout our campuses. Campus elevators are also equipped with emergency phones. Upon receipt of the call, the Emergency Services Division personnel can supply information or dispatch officers as necessary.

For non-emergencies from a campus phone, dial 485-0099. The e-mail address for the Alamo Colleges Police Department is dst-dpsdispatch@alamo.edu however request for police service should not be sent via email. Alamo Colleges Police or Parking Enforcement personnel in vehicles, on foot or on bicycles are eager to be of assistance and may be contacted directly.

The Alamo Colleges Police department will respond as quickly and safely as possible to any request for assistance, whether it is an emergency or not. Response time is based on current activity and severity of the call. Crimes in progress, alarms, traffic accidents with injuries and medical assists have a higher priority than other types of calls.

We cannot overemphasize the importance of prompt and accurate crime reports, no matter when it occurs. If a crime is not promptly reported, evidence can be destroyed or the potential to apprehend the suspect is lost. Without accurate reports, leads could be missed and the investigation headed in the wrong direction. If you

witness a crime or emergency, promptly report it to the Alamo Colleges Police Department and be prepared to answer questions as accurately as you can.

The subsequent investigation can only be as thorough as the information received. If you are the victim of a crime or you have seen or received information of criminal activity or other emergency, please contact the Alamo Colleges Police Department immediately.

Reporting Criminal Offenses to Campus Officials

Faculty, staff and students are encouraged to report any problems with the campus environment directly to the Alamo Colleges Police, but you may also report criminal offenses to designated campus officials (including but not limited to directors, deans, and department heads) or to other local law enforcement agencies.

Crimes can be reported anonymously by calling Crime Stoppers at (210) 224-STOP. The Alamo Colleges Police Department, Counseling and Psychological Services, and the Department of Student Affairs at each campus will accept confidential and anonymous reports of crimes for inclusion in the annual statistical report. Although exempt from the reporting requirements of the Clery Act, pastoral and professional mental health counselors are encouraged to refer persons they are counseling to report crimes on a voluntary, confidential basis for inclusion in the annual statistics especially if the incident poses a continuous threat to the campus. It is our goal to provide assistance wherever the report is made to make sure we include the crime in our annual security report.

Timely Warning Policy

In the event that a situation arises, either on or off campus, that, in the judgment of the Alamo Colleges Police Department and /or the Alamo Colleges Emergency Management Coordinator, that constitutes an ongoing or continuing threat, a campus wide “timely warning” will be issued. This “Campus Crime Alert” warning may be issued through the emergency notification system via text, phone and email, the campus e-mail system to students, faculty and staff, publishing on the Alamo Colleges web site and / or the posting of flyers.

Each week, the Alamo Colleges Police Department publishes a “Police Blotter” available to the media, the public and various campus offices. This summary identifies the type, location, time and date the crime was reported. You may view this “Police Blotter” via the department web page at <http://www.alamo.edu/district/police/> and click on the “Police Blotter” section. A printed copy of this report may also be obtained by calling (210) 485-0099.

Access and Maintenance of Campus Facilities

Access

Custodians are responsible for opening all building entrance doors which are not currently on the controlled access system for operational days and hours and for securing the building entrance doors at closing. Generally, the buildings are opened at 7 a.m. and closed between 10:00 p.m. and 10:30 p.m. each day. College faculty are responsible for opening and closing their respective classrooms and faculty offices, and custodians and DPS are responsible for verifying that all classroom spaces are secured at the end of each day.

For special activities, events, and other functions, including construction, scheduled after duty hours and on weekends, Alamo Colleges Police personnel shall be responsible for opening and securing the buildings, when requested in writing. After normal operating hours and on weekends, access to buildings shall be restricted to the maximum extent possible, consistent with academic requirements.

A person without a key or access control ID card who needs access to a particular room should first contact their vice-president of college services, department chairperson, or college facilities coordinator to open the door.

- A. **San Antonio College:** Buildings which would be in use at other than the normal times mentioned in the paragraph above would be the McAllister Theatre, the McCreless Theatre, the Candler Physical Education Building, the Loftin Student Center, The Koehler House, the Scobee Planetarium, and the Visual Arts and Technology Building.
- B. **St. Philip's College:** In addition to the access hours noted above, the following facilities have the indicated hours of operation on Sunday: Learning Resource Center: 1:00 p.m. to 5:00 p.m.
- C. **Palo Alto College:** Buildings which would be in use at other than the normal times mentioned in the paragraph above would be the Learning Resource Center and Natatorium which are open for special events.
- D. **All campuses** have building construction and building renovation in progress. These construction areas are completely secured with chain link fence, and off limits to staff, faculty and students.

Maintenance

Maintenance Hotline: Requests for maintenance and repair services may be made by telephone to the Maintenance Work Control Technician on the Hotline.

San Antonio College:	210-486-1235
St. Philip's College:	210-486-2888
Palo Alto College:	210-486-3888
Northwest Vista College:	210-486-4888

- A. An emergency (utility failure, failure of a fire protection system; heating/cooling, or security alarm system, certain fire or safety hazards, etc.) will be responded to immediately. If the request is urgent (fire, health, or safety hazards not qualifying as an emergency) Maintenance will strive to complete the request within five working days.
- B. Routine requests will normally be completed in 30 days if supplies are in stock. The individual submitting the request for service will be provided the work order number for purposes of tracking and will refer to that number for any follow-up action required.

College Facilities Superintendent or designee will review the work to be completed and approve or disapprove the work order.

- A. The Facilities Superintendent will certify the availability of funds for minor construction work and appoint a Facilities Coordinator to be point-of-contact for the college with the Facilities Department.
- B. The Facilities Superintendent will contact the Vice President for College Services with concerns relating to work orders.

Alcoholic Beverages, Illegal Drugs, and Weapons

As an institution interested in the intellectual, physical and psychological well - being of the campus community, the Alamo Colleges deems it important to curtail the abusive or illegal use of alcoholic beverages. All members of the Alamo Colleges Community and guests are required to comply with federal, state and local laws regarding the distribution, possession and consumption of alcoholic beverages.

Illegal Drugs

Texas state law prohibits the manufacture, sale, delivery, possession, or use of a controlled substance without legal authorization. A controlled substance includes any drug, substance or immediate precursor covered under the Texas Controlled Substance Act, including but not limited to opiates, barbiturates, amphetamines, marijuana, and hallucinogens. The possession of drug paraphernalia is also prohibited under Texas state law. Drug paraphernalia includes all equipment, products and material of any kind that are used to facilitate, or intended or designed to facilitate, violations of the Texas Controlled Substances Act. Alleged violations of this policy may result in criminal charges and will also be adjudicated through campus disciplinary procedures.

Weapons

In accordance with Texas Penal Code Chapter 46, it is a felony to intentionally, knowingly or recklessly possesses a firearm, illegal knife or prohibited weapon (with or without a concealed handgun permit) on the physical premises of a school or educational institution, to include any buildings or passenger transportation vehicles under the direct control of the educational institution.

Sexual Assault – Domestic Violence – Dating Violence - Stalking

The Alamo Colleges Police Department is available to receive and investigate reports of sexual assault, domestic violence, dating violence, and stalking and to assist a victim in securing medical attention, participate in evidence preservation and collection, conduct investigations, and inform the victim of legal and administrative options both on and off campus.

The Alamo Colleges Police Department is available to all victims to provide information about personal safety, Texas Crime Victim's Rights, Texas Crime Victims Compensation Fund and other information upon request. The various campus Departments of Student Life can assist the victim with issues including, but not limited to, class schedule changes, withdrawal procedures, etc., if requested by the victim.

Victims of sexual assault or persons who have information regarding a sexual assault are strongly encouraged to report the incident to the Alamo Colleges Police Department immediately. If you are a victim of domestic violence, dating violence, and/or stalking, you are also strongly encouraged to notify the Alamo Colleges Police Department immediately. It is the policy of the department to conduct investigations of all sexual assault complaints, domestic violence, dating violence, and stalking to include all other crimes with sensitivity, compassion, patience and respect for the victim(s). Investigations are conducted in accordance with guidelines established by the Texas Penal Code, Code of Criminal Procedure and the Bexar County District Attorney's Office.

Sexual Assault

All information and reports of sexual assault are kept strictly confidential. In accordance with the Texas Code of Criminal Procedure Article 57, victims may use a pseudonym to protect their identity. A pseudonym is a set of initials or a fictitious name chosen by the victim to be used in all public files and records concerning the sexual assault. The victims of sexual assault are not required to file criminal charges or seek judicial actions through the campus disciplinary process. However, victims are encouraged to report the assault in order to provide the victim with physical and emotional assistance.

Information and assistance is also available through the San Antonio Rape Crises Center Hotline at 210 349-7273 or their front desk at 210-521-7273, the Student Counseling Services on each campus, and/or the Dean of Student Life of each campus.

If requested, these departments will assist the victim in contacting the Alamo Colleges Police Department.

Guidelines or suggestions to follow after sexual assault:

1. Get to a safe place as soon as you can.
2. Contact the Police Department at 485-0911.
3. Get medical attention as soon as possible to make sure you are physically well and to collect important evidence in the event you may later wish to take legal action.
4. Try to preserve all physical evidence. Do not wash, use the toilet, or change clothing if you can avoid it. If you do change clothes, put all clothing you were wearing at the time of the attack in a paper, not plastic, bag.

5. Talk with a counselor who will maintain confidentiality, help explain your options, give your information, and provide emotional support. You can reach a counselor by calling the San Antonio Rape Crisis Center Hotline at 210 349-7273 or their front office at (210-521-7273).
6. Contact someone you trust to be with you and support you.

Medical Treatment

It is important to seek immediate and follow-up medical attention for several reasons:

1. First, to assess and treat any physical injuries you may have sustained;
2. Second, to determine the risk of sexually transmitted diseases or pregnancy and take preventive measures; and
3. Third, to gather evidence that could aid criminal prosecution.

Physical evidence should be collected immediately, ideally within the first 24 hours. It may be collected later than this, but the quality and quantity of the evidence may be diminished.

Domestic Violence

Victims of domestic violence are strongly encouraged to report the incident to the Alamo Colleges Police Department immediately.

The Higher Education Act (HEA) defines the crime category of “domestic violence” in accordance with section 40002(a) of the Violence Against Women Act of 1994 as follows:

“Domestic Violence” means a “felony or misdemeanor crime of violence committed by ---

- A current or former spouse or intimate partner of the victim,
- A person with whom the victim shares a child in common,
- A person who is cohabitating with or has cohabitated with the victim as a spouse or intimate partner,
- A person similarly situated to a spouse of the victim under the domestic or family violence laws of the jurisdiction receiving grant monies [under VAWA] (Violence Against Women’s Act),
or
- Any other person against an adult or youth victim who protected from that person’s acts under the domestic or family violence laws of the jurisdiction.”

The Texas Family Code defines “Domestic Violence” as Sec. 71.004. FAMILY VIOLENCE. "Family violence" means:

(1) an act by a member of a family or household against another member of the family or household that is intended to result in physical harm, bodily injury, assault, or sexual assault or that is a threat that reasonably places the member in fear of imminent physical harm, bodily injury, assault, or sexual assault, but does not include defensive measures to protect oneself;

(2) abuse, as that term is defined by Sections 261.001(1)(C), (E), and (G), by a member of a family or household toward a child of the family or household; or

(3) dating violence, as that term is defined by Section 71.0021.

Guidelines or suggestions to follow after a Domestic Violence situation:

1. Get to a safe place as soon as you can.
2. Contact the Police Department at 485-0911.
3. Get medical attention as soon as possible to make sure you are physically well and to collect important evidence in the event you may later wish to take legal action.
4. Try to preserve all physical evidence. Do not wash, use the toilet, or change clothing if you can avoid it. If you do change clothes, put all clothing you were wearing at the time of the attack in a paper, not plastic, bag.
5. Talk with a counselor who will maintain confidentiality, help explain your options, give your information, and provide emotional support.
6. Contact someone you trust to be with you and support you.
7. Resources available:

- Bexar County Family Justice Center, 1123 N. Main Avenue, Suite 100, San Antonio, Texas 78212 Telephone Number (210) 631-0100 Website: www.bcfjc.org

- Battered Women's Shelter (210) 733-8810

- Department of Family and Protective Services 1-800-252-5400

- Bexar County Criminal District Attorney's Office- Victim Assistance Division (210) 335-2105

- Bexar County Sheriff's Office (210) 335-6000

- San Antonio Police Department (210) 207-7273

- Victim Information & Notification Everyday (VINE) 1-877-894-8463

- The National Domestic Violence Hotline 1-800-799-SAFE (7233) or 1-800-787-3224 (TTY)

- Family Violence Prevention Services, Inc., 7911 Broadway, San Antonio, Texas 78209 Telephone Number (210) 733-8810 Website: www.fvps.org

Dating Violence

Victims of dating violence are strongly encouraged to report the incident to the Alamo Colleges Police Department immediately.

The Higher Education Act (HEA) defines the crime category of “ dating violence” in accordance with section 40002(a) of the Violence Against Women Act of 1994 as follows:

“Dating Violence” means violence committed by a person ---

- Who is or has been in a social relationship of a romantic or intimate nature with the victim; and
- Where the existence of such a relationship shall be determined based on a consideration of the following factors;
- The length of the relationship;
- The type of relationship; and
- The frequency of interaction between the persons involved in the relationship.”

The Texas Family Code defines “Dating Violence” as Sec. 71.0021. DATING VIOLENCE. (a) "Dating violence" means an act, other than a defensive measure to protect oneself, by an actor that:

(1) is committed against a victim:

(A) with whom the actor has or has had a dating relationship; or

(B) because of the victim's marriage to or dating relationship with an individual with who

(2) is intended to result in physical harm, bodily injury, assault, or sexual assault or that is a threat that reasonably places the victim in fear of imminent physical harm, bodily injury, assault, or sexual assault.

(b) For purposes of this title, "dating relationship" means a relationship between individuals who have or have had a continuing relationship of a romantic or intimate nature. The existence of such a relationship shall be determined based on consideration of:

(1) the length of the relationship;

(2) the nature of the relationship; and

(3) the frequency and type of interaction between the persons involved in the relationship.

(c) A casual acquaintanceship or ordinary fraternization in a business or social context does not constitute a "dating relationship" under Subsection (b).

Guidelines or suggestions to follow after a Dating Violence situation:

1. Get to a safe place as soon as you can.
2. Contact the Police Department at 485-0911.
3. Get medical attention as soon as possible to make sure you are physically well and to collect important evidence in the event you may later wish to take legal action.

4. Try to preserve all physical evidence. Do not wash, use the toilet, or change clothing if you can avoid it. If you do change clothes, put all clothing you were wearing at the time of the attack in a paper, not plastic, bag.
5. Talk with a counselor who will maintain confidentiality, help explain your options, give your information, and provide emotional support.
6. Contact someone you trust to be with you and support you.
7. Resources available:
 - Bexar County Family Justice Center, 1123 N. Main Avenue, Suite 100, San Antonio, Texas 78212 Telephone Number (210) 631-0100 Website: www.bcfjc.org
 - Battered Women's Shelter Telephone (210) 733-8810
 - Department of Family and Protective Services 1-800-252-5400
 - Bexar County Criminal District Attorney's Office- Victim Assistance Division (210) 335-2105
 - Bexar County Sheriff's Office (210) 335-6000
 - San Antonio Police Department (210) 207-7273
 - Victim Information & Notification Everyday (VINE) 1-877-894-8463
 - The National Domestic Violence Hotline 1-800-799-SAFE (7233) or 1-800-787-3224 (TTY)
 - Family Violence Prevention Services, Inc., 7911 Broadway, San Antonio, Texas 78209 Telephone Number (210) 733-8810 Website: www.fvps.org

Stalking

Victims of stalking are strongly encouraged to report the incident to the Alamo Colleges Police Department immediately.

The Higher Education Act (HEA) defines the crime category of "stalking" in accordance with section 40002(a) of the Violence Against Women Act of 1994 as follows:

"Stalking" means engaging in a course of conduct directed at a specific person that would cause a reasonable person to ---

- Fear for his or her safety or the safety of others; or
- Suffer substantial emotional distress.

The Texas Penal Code defines "Stalking" as Sec. 42.072. STALKING. (a) A person commits an offense if the person, on more than one occasion and pursuant to the same scheme or course of conduct that is directed specifically at another person, knowingly engages in conduct that:

(1) constitutes an offense under Section 42.07, or that the actor knows or reasonably should know the other person will regard as threatening:

(A) bodily injury or death for the other person;

(B) bodily injury or death for a member of the other person's family or household or for an individual with whom the other person has a dating relationship; or

(C) that an offense will be committed against the other person's property;

(2) causes the other person, a member of the other person's family or household, or an individual with whom the other person has a dating relationship to be placed in fear of bodily injury or death or in fear that an offense will be committed against the other person's property, or to feel harassed, annoyed, alarmed, abused, tormented, embarrassed, or offended; and

(3) would cause a reasonable person to:

(A) fear bodily injury or death for himself or herself;

(B) fear bodily injury or death for a member of the person's family or household or for an individual with whom the person has a dating relationship;

(C) fear that an offense will be committed against the person's property; or

(D) feel harassed, annoyed, alarmed, abused, tormented, embarrassed, or offended.

(b) An offense under this section is a felony of the third degree, except that the offense is a felony of the second degree if the actor has previously been convicted of an offense under this section or of an offense under any of the following laws that contains elements that are substantially similar to the elements of an offense under this section:

(1) the laws of another state;

(2) the laws of a federally recognized Indian tribe;

(3) the laws of a territory of the United States; or

(4) federal law.

(c) For purposes of this section, a trier of fact may find that different types of conduct described by Subsection (a), if engaged in on more than one occasion, constitute conduct that is engaged in pursuant to the same scheme or course of conduct.

(d) In this section:

(1) "Dating relationship," "family," "household," and "member of a household" have the meanings assigned by Chapter 71, Family Code.

(2) "Property" includes a pet, companion animal, or assistance animal, as defined by Section 121.002, Human Resources Code.

Guidelines or suggestions to follow after a Stalking situation:

1. Get to a safe place as soon as you can.
2. Contact the Police Department at 485-0911.
3. Get medical attention as soon as possible to make sure you are physically well and to collect important evidence in the event you may later wish to take legal action.
4. Try to preserve all physical evidence. Do not wash, use the toilet, or change clothing if you can avoid it. If you do change clothes, put all clothing you were wearing at the time of the attack in a paper, not plastic, bag.

5. Talk with a counselor who will maintain confidentiality, help explain your options, give your information, and provide emotional support.
6. Create a safety plan with the assistance of trained professionals.
7. Keep a log and document all stalking behaviors including e-mails, phone messages and any other electronic device communication to include social media sites.
8. Apply for a Protective Order with local resource advocates.
9. Use caution with use of electronic devices that may have GPS- Global Positioning Services capabilities.
10. Protect your personal information from social media sites.
11. Contact someone you trust to be with you and support you.
12. Resources available:
 - Bexar County Family Justice Center, 1123 N. Main Avenue, Suite 100, San Antonio, Texas 78212 Telephone Number (210) 631-0100 Website: www.bcfdc.org
 - Battered Women's Shelter Telephone (210) 733-8810
 - Department of Family and Protective Services 1-800-252-5400
 - Bexar County Criminal District Attorney's Office- Victim Assistance Division (210) 335-2105
 - Bexar County Sheriff's Office (210) 335-6000
 - San Antonio Police Department (210) 207-7273
 - Victim Information & Notification Everyday (VINE) 1-877-894-8463
 - The National Domestic Violence Hotline 1-800-799-SAFE (7233) or 1-800-787-3224 (TTY)
 - Family Violence Prevention Services, Inc., 7911 Broadway, San Antonio, Texas 78209 Telephone Number (210) 733-8810 Website: www.fvps.org

Sex Offenders Registry

The "[Campus Sex Crimes Prevention Act](#)" is a federal law enacted on October 28th, 2000 that provides for the tracking of convicted, registered sex offenders enrolled as students at institutions of higher education, or working or volunteering on campus.

This act amends the [Family Educational Rights and Privacy Act of 1974](#) to clarify that nothing in that Act may be construed to prohibit an educational institution from disclosing information provided to the institution concerning registered sex offenders and requires the Secretary of Education to take appropriate steps to notify educational institutions that disclosure of this information is permitted.

Information about registered sex offenders may be found on the Texas Department of Public Safety web page at <https://records.txdps.state.tx.us/SexOffender/> or by contacting the Alamo Colleges Police Department.

Policy for Reporting the Annual Disclosure of Crime Statistics

The Alamo Colleges Police Department prepares this report to comply with the Jeanne Clery Disclosure of Campus Security Policy and Crime Statistics Act. This report is prepared in cooperation with the local law enforcement agencies, the Student Services and the Dean of Student Life at each campus. Each entity provides updated information on their educational efforts and programs to comply with the Act.

Campus crime, and referral statistics include those reported to the Alamo Colleges Police Department, designated campus officials (including but not limited to directors, deans, department heads, advisors to students/student organizations, athletic coaches), and local law enforcement agencies.

Each year, an e-mail notification is made to all current students, faculty and staff that provide the web site to access this report. Upon request, prospective students and employees may obtain a copy of the report at the Alamo Colleges Police Department located at 201 W. Sheridan Bldg C; by calling (210) 485-0099; or on the web at <http://www.alamo.edu/district/police/>

Crime Statistics

SAN ANTONIO COLLEGE	2011			2012			2013		
OFFENSES	ON CAMPUS	NON CAMPUS	PUBLIC PROPERTY	ON CAMPUS	NON CAMPUS	PUBLIC PROPERTY	ON CAMPUS	NON CAMPUS	PUBLIC PROPERTY
MURDER / NON-NEGLIGENT MANSLAUGHTER	0	0	0	0	0	0	0	0	0
NEGLIGENT MANSLAUGHTER	0	0	0	0	0	0	0	0	0
SEX OFFENSE – FORCIBLE	1	0	0	0	0	0	0	0	0
SEX OFFENSE – NON-FORCIBLE	0	0	0	0	0	0	0	0	0
ROBBERY	1	0	1	0	0	0	0	0	0
AGGRAVATED ASSAULT	2	0	0	0	0	1	0	0	0
SIMPLE ASSAULT	12	0	2	6	2	0	10	2	1
INTIMIDATION	4	1	0	7	0	0	1	1	0
BURGLARY	0	0	0	12	3	0	22	3	0
THEFT - LARCENY	92	21	0	144	13	0	118	12	1
MOTOR VEHICLE THEFT	11	0	0	6	0	0	1	1	0
VANDALISM	48	20	0	29	12	0	32	11	0
ARSON	0	0	0	0	0	0	0	0	0
ARREST/ DISCIPLINE ILLEGAL WEAPONS POSSESSION	0/0	0/0	0/0	0/0	0/0	0/0	0/0	0/0	0/0
ARREST/ DISCIPLINE DRUG LAW VIOLATIONS	3/0	0/0	0/0	15/0	0/0	0/0	10/0	0/0	3/0
ARREST/ DISCIPLINE LIQUOR LAW VIOLATIONS	1/0	0/0	0/0	0/0	0/0	0/0	0/0	0/0	0/0
HATE CRIMES: Race/Gender	0/0	0/0	0/0	0/0	0/0	0/0	0/0	0/0	0/0
HATE CRIMES: Religion/Sexual Orient.	0/0	0/0	0/0	0/0	0/0	0/0	0/0	0/0	0/0
HATE CRIMES: Ethnicity/Disability	0/0	0/0	0/0	0/0	0/0	0/0	0/0	0/0	0/0

NON-CAMPUS BUILDINGS INCLUDES NORTHEAST LAKEVIEW COLLEGE, CENTRAL TEXAS TECHNOLOGY CENTER, AND FIRST RESPONDER ACADEMY.

(Note: Two of the twenty two reported burglaries and two of the ten on campus arrests for drug law violations at San Antonio College occurred at the Tobin Lofts on campus student housing facility and are reflected on Page 20 of this report.)

The CLERY Act was amended in 2008, effective for reporting year 2009, to include reports received for Burglary, Theft including Burglary of Vehicle that are motivated by bias or hate. None of the activity reflected on this report were bias motivated but are provided for informational purposes.

Crime Statistics

TOBIN LOFTS @ SAN ANTONIO COLLEGE			
OFFENSES	2011	2012	2013
MURDER / NON-NEGLIGENT MANSLAUGHTER	*	*	0
NEGLIGENT MANSLAUGHTER	*	*	0
SEX OFFENSE – FORCIBLE	*	*	0
SEX OFFENSE – NON-FORCIBLE	*	*	0
ROBBERY	*	*	0
AGGRAVATED ASSAULT	*	*	0
SIMPLE ASSAULT	*	*	2
INTIMIDATION	*	*	0
BURGLARY	*	*	2
THEFT - LARCENY	*	*	1
MOTOR VEHICLE THEFT	*	*	0
VANDALISM	*	*	2
ARSON	*	*	0
ARREST/ DISCIPLINE ILLEGAL WEAPONS POSSESSION	*	*	0/0
ARREST/ DISCIPLINE DRUG LAW VIOLATIONS	*	*	2/0
ARREST/ DISCIPLINE LIQUOR LAW VIOLATIONS	*	*	0/0
HATE CRIMES: Race/Gender	*	*	0/0
HATE CRIMES: Religion/Sexual Orient.	*	*	0/0
HATE CRIMES: Ethnicity/Disability	*	*	0/0

The Alamo Colleges has a total of one (1) “on-campus student housing facility” located at 1415 N. Main Avenue (Tobin Lofts) on the campus (as defined for reporting purposes) of San Antonio College in San Antonio, Texas 78212, which **** began operation in the Fall of 2013. Data included in this report covers the period of August 2013 through December 2013****. The housing facility accepts any college student or college employee in Bexar County, is owned by a “public-private partnership” and is situated on land leased from ACCD Public Facility Corporation. *

The CLERY Act was amended in 2008, effective for reporting year 2009, to include reports received for Burglary, Theft including Burglary of Vehicle that are motivated by bias or hate. None of the activity reflected on this report were bias motivated but are provided for informational purposes.

Crime Statistics

PALO ALTO COLLEGE	2011			2012			2013		
OFFENSES	ON CAMPUS	NON CAMPUS	PUBLIC PROPERTY	ON CAMPUS	NON CAMPUS	PUBLIC PROPERTY	ON CAMPUS	NON CAMPUS	PUBLIC PROPERTY
MURDER / NON-NEGLIGENT MANSLAUGHTER	0	0	0	0	0	0	0	0	0
NEGLIGENT MANSLAUGHTER	0	0	0	0	0	0	0	0	0
SEX OFFENSE – FORCIBLE	1	0	0	0	0	0	0	0	0
SEX OFFENSE – NON-FORCIBLE	0	0	0	0	0	0	0	0	0
ROBBERY	0	0	0	0	0	0	0	0	0
AGGRAVATED ASSAULT	0	0	0	1	0	0	0	0	0
SIMPLE ASSAULT	5	0	0	2	0	0	3	0	0
INTIMIDATION	3	0	0	0	0	0	1	0	0
BURGLARY	0	0	0	0	0	0	1	0	0
THEFT - LARCENY	28	1	0	35	0	0	15	0	0
MOTOR VEHICLE THEFT	3	0	0	8	0	0	3	0	0
VANDALISM	32	0	0	23	0	0	6	0	0
ARSON	0	0	0	0	0	0	0	0	0
ARREST/ DISCIPLINE ILLEGAL WEAPONS POSSESSION	0/0	0/0	0/0	0/0	0/0	0/0	0/0	0/0	0/0
ARREST/ DISCIPLINE DRUG LAW VIOLATIONS	0/0	0/0	0/0	1/0	0/0	0/0	4/0	0/0	0/0
ARREST/ DISCIPLINE LIQUOR LAW VIOLATIONS	0/0	0/0	0/0	0/0	0/0	0/0	0/0	0/0	0/0
HATE CRIMES: Race/Gender	0/0	0/0	0/0	0/0	0/0	0/0	0/0	0/0	0/0
HATE CRIMES: Religion/Sexual Orient.	0/0	0/0	0/0	0/0	0/0	0/0	0/0	0/0	0/0
HATE CRIMES: Ethnicity/Disability	0/0	0/0	0/0	0/0	0/0	0/0	0/0	0/0	0/0

NO NON-CAMPUS BUILDINGS

The CLERY Act was amended in 2008, effective for reporting year 2009, to include reports received for Burglary, Theft including Burglary of Vehicle that are motivated by bias or hate. None of the activity reflected on this report were bias motivated but are provided for informational purposes.

Crime Statistics

ST. PHILIP'S COLLEGE	2011			2012			2013		
OFFENSES	ON CAMPUS	NON CAMPUS	PUBLIC PROPERTY	ON CAMPUS	NON CAMPUS	PUBLIC PROPERTY	ON CAMPUS	NON CAMPUS	PUBLIC PROPERTY
MURDER / NON-NEGLIGENT MANSLAUGHTER	0	0	0	0	0	0	0	0	0
NEGLIGENT MANSLAUGHTER	0	0	0	0	0	0	0	0	0
SEX OFFENSE – FORCIBLE	0	0	0	0	0	0	0	0	0
SEX OFFENSE – NON-FORCIBLE	0	0	0	0	0	0	0	0	0
ROBBERY	1	0	1	1	0	0	0	0	0
AGGRAVATED ASSAULT	0	0	0	0	0	0	1	0	0
SIMPLE ASSAULT	5	0	0	3	1	0	4	0	0
INTIMIDATION	3	1	0	1	2	0	1	0	0
BURGLARY	2	0	0	6	1	0	2	0	0
THEFT - LARCENY	58	29	0	69	24	0	21	6	0
MOTOR VEHICLE THEFT	5	0	0	7	0	0	1	0	0
VANDALISM	29	26	0	20	14	0	16	1	0
ARSON	0	0	0	0	0	0	0	0	0
ARREST/ DISCIPLINE ILLEGAL WEAPONS POSSESSION	0/0	0/0	0/0	0/0	0/0	0/0	0/0	0/0	0/0
ARREST/ DISCIPLINE DRUG LAW VIOLATIONS	0/0	0/0	0/0	2/0	1/0	0/0	0/0	0/0	0/0
ARREST/ DISCIPLINE LIQUOR LAW VIOLATIONS	0/0	0/0	0/0	0/0	0/0	0/0	0/0	0/0	0/0
HATE CRIMES: Race/Gender	0/0	0/0	0/0	0/0	0/0	0/0	0/0	0/0	0/0
HATE CRIMES: Religion/Sexual Orient.	0/0	0/0	0/0	0/0	0/0	0/0	0/0	0/0	0/0
HATE CRIMES: Ethnicity/Disability	0/0	0/0	0/0	0/0	0/0	0/0	0/0	0/0	0/0

NON-CAMPUS BUILDINGS INCLUDE ST. PHILIP'S COLLEGE SOUTHWEST CAMPUS, WORKFORCE CENTER OF EXCELLENCE, NORTHEAST LAKEVIEW CAMPUS

The CLERY Act was amended in 2008, effective for reporting year 2009, to include reports received for Burglary, Theft including Burglary of Vehicle that are motivated by bias or hate. None of the activity reflected on this report were bias motivated but are provided for informational purposes.

Crime Statistics

NORTHWEST VISTA COLLEGE	2011			2012			2013		
OFFENSES	ON CAMPUS	NON CAMPUS	PUBLIC PROPERTY	ON CAMPUS	NON CAMPUS	PUBLIC PROPERTY	ON CAMPUS	NON CAMPUS	PUBLIC PROPERTY
MURDER / NON-NEGLIGENT MANSLAUGHTER	0	0	0	0	0	0	0	0	0
NEGLIGENT MANSLAUGHTER	0	0	0	0	0	0	0	0	0
SEX OFFENSE – FORCIBLE	0	0	0	0	0	0	0	0	0
SEX OFFENSE – NON-FORCIBLE	0	0	0	0	0	0	0	0	0
ROBBERY	1	0	0	1	0	0	0	0	0
AGGRAVATED ASSAULT	0	0	0	0	0	0	0	0	0
SIMPLE ASSAULT	2	0	0	3	0	0	5	0	0
INTIMIDATION	4	0	0	1	0	0	2	0	0
BURGLARY	0	0	0	1	0	0	1	0	0
THEFT - LARCENY	37	0	0	57	2	0	33	1	0
MOTOR VEHICLE THEFT	5	0	0	5	0	0	3	0	0
VANDALISM	20	0	0	16	4	0	11	1	0
ARSON	4	0	0	0	0	0	0	0	0
ARREST/ DISCIPLINE ILLEGAL WEAPONS POSSESSION	1/0	0/0	0/0	0/0	0/0	0/0	0/0	0/0	0/0
ARREST/ DISCIPLINE DRUG LAW VIOLATIONS	5/0	0/0	0/0	6/0	0/0	0/0	5/0	0/0	0/0
ARREST/ DISCIPLINE LIQUOR LAW VIOLATIONS	0/0	0/0	0/0	0/0	0/0	0/0	0/0	0/0	0/0
HATE CRIMES: Race/Gender	0/0	0/0	0/0	0/0	0/0	0/0	0/0	0/0	0/0
HATE CRIMES: Religion/Sexual Orient.	0/0	0/0	0/0	0/0	0/0	0/0	0/0	0/0	0/0
HATE CRIMES: Ethnicity/Disability	0/0	0/0	0/0	0/0	0/0	0/0	0/0	0/0	0/0


NON-CAMPUS BUILDING INCLUDE WESTSIDE EDUCATION TRAINING CENTER and GREATER KERRVILLE CENTER

The CLERY Act was amended in 2008, effective for reporting year 2009, to include reports received for Burglary, Theft including Burglary of Vehicle that are motivated by bias or hate. None of the activity reflected on this report were bias motivated but are provided for informational purposes.

Theft Prevention

Although the statistical reporting of theft offenses is not required by the Clery Act, the Alamo Colleges Police Department believes that our community should be aware of and guard against the theft of their property.

In 2013, the Alamo Colleges Police Department received 207 reports of theft district wide. It is important for all of us to understand our role in the reduction of crime. A lesson taught to all crime prevention practitioners is often referred to as the Crime Triangle. For any crime to occur three elements must be present: desire, ability and opportunity.



Members of the Alamo Colleges community easily recognize there is little that can be done to control the criminal's ability and desire. The Alamo Colleges Community's greatest strength in the prevention of crime is our initiative to reduce or eliminate the opportunity for a crime to occur.

Protect Your Property

By being more aware and observant during your daily activities, if you feel the actions of a person appear suspicious, take the time to notify the police. We would much rather receive the call and determine later there was no problem, than to learn a crime had been committed.

By being proactive, you can record the make, model and serial number of your property and engrave your driver's license number with the prefix from the state of issuance. Once you have gathered this information, secure it so that if you are victimized, this information can be entered in the state and national database of stolen property.

- When you leave your office, close and lock the door.
- Don't leave your property (backpacks, textbooks, purses, etc.) unattended and unsecured in the hallway while attending class or other activity.
- Don't leave property unsecured in your office and cubicle. Secure your valuables in a locked desk or cabinet while out of the office.
- Promptly report the presence of suspicious strangers in buildings.
- Don't leave your property unattended and unsecured.
- Don't leave your property unattended beside the court or along the sidelines during your participation in activities in a recreational facility or on a sports field.
- If lost or stolen, promptly report and cancel your credit cards and debit cards to prevent unauthorized use.

- Don't leave your laptop computers or other computer hand-held devices unattended or unsecured.
- Don't leave your property in plain view in your parked vehicle. Remove and store the items securely in the trunk or remove it for safekeeping.

When you review the statistics on college and university campuses where bicycles are a popular mode of transportation, you will find that bicycles are a prime target of the opportunistic thief. The Alamo Colleges Police Department encourages all bicyclists to participate in Operation Identification, by engraving your driver's license number with the appropriate state prefix on the frame along with the rims and accessories where practical. We also recommend you record the color, make, model, serial number and speed of the bicycle.

Always lock the whole bicycle to the bicycle rack; making sure it is secured in a manner to protect the removal of the frame or tires.

You should always report suspicious activity that occurs near or at the bicycle racks.

These are examples of activities that have helped deter the opportunistic thief from taking advantage of you. Our department strongly believes the sharing of this information can help in the prevention and reduction of crime.

Crime Prevention Programs

A primary goal of the Alamo Colleges Police Department is the prevention of crime before it occurs. Because Alamo Colleges Police Department officers cannot be everywhere all the time, they need the help of all members of the various campus communities to take an active role in their personal safety and property protection. Crime prevention is important to the campus communities and you can help by reporting any crime or suspected crime to the Alamo Colleges Police Department immediately. By doing so, you may be preventing someone else from becoming a victim of a more serious crime.

The Alamo Colleges Police Department regularly presents programs covering crime prevention and security information to students, staff and faculty. They participate and provide information during new student orientation in addition to a number of other programs scheduled annually with student, staff and faculty organizations. For additional information or to schedule a program you are encouraged to call the Alamo Colleges Police Department at (210) 485-0099 and ask to speak to the Crime Prevention Officer. The Alamo Colleges Police Department maintains an active Facebook page at <https://www.facebook.com/alamocollegespd> and a Twitter account @ <https://twitter.com/AlamoCollegesPD> dedicated to providing up to date crime prevention and safety information and tips to our community.

Campus Statistical Reporting Areas

Aerial Photo- San Antonio College 1300 San Pedro Ave. San Antonio, TX 78212



San Antonio College (Non Campus Property) 2222 N. Alamo San Antonio, TX 78205



Aerial Photo- St. Philip's College 1801 Martin Luther King Dr. San Antonio, TX 78211



Aerial Photo- Northwest Vista College 3535 N. Ellison Dr. San Antonio, TX 78251



Aerial Photo- Palo Alto College 1400 W. Villaret Blvd. San Antonio, TX 78224



Aerial Photo- St. Philip's Southwest Campus 800 Quintana Rd. San Antonio, TX 78203



Aerial Photo - Central Texas Technology Center

2189 FM 758 New Braunfels, TX 78130



Aerial Photo- Westside Education & Training Center

563 SW 40th St. San Antonio, TX 78237



Aerial Photo- First Responders Academy

15775 IH 35 South Atascosa, TX 78002



Aerial Photo- Greater Kerrville Center

1994 Airport Loop, Kerrville Municipal Airport, Kerrville, TX 78028



Aerial Photo- Greater Kerrville Center

1012 Barnett Street, Kerrville, TX 78028



Annual Fire Safety Report - 2014

The Alamo Colleges Police Department is responsible for the Annual Fire Safety Report. The following Alamo Colleges Police Department's Annual Fire Report discloses all information required by the Higher Education Opportunity Act (HEOA)\ Clery Act as it relates to any on-campus student housing fire \ fire alarm statistical information for the year of 2013. The Annual Fire Safety Report is included in the Annual Security Report and can be found at the Alamo Colleges Police Department located at 1601 N. Main San Antonio, Texas 78212, on its website at <http://www.alamo.edu/district/police> or by calling (210) 485-0099.

Higher Education Opportunity Act Annual Fire Safety Report

The Higher Education Opportunity Act of 2008 and its accompanying regulations have established new requirements for colleges in the area of fire safety and reporting. All Title IV eligible institutions that participate in Title IV programs and maintain on-campus student housing facilities are required to publish an annual fire safety report that outlines the fire safety systems, policies, practices, and statistics of the college as follows:

- Colleges must report only those fires that occur within an on-campus student housing facility.
- Colleges may not simply report all fires that occur anywhere on campus.
- Colleges must report on the number of fires (if any) that occur in the on-campus student housing facility, the number of injuries and deaths from such fires (including someone who dies within a year from injuries sustained in a campus fire), and the value of fire-related property damage.
- Department of Education (DOE) regulations and commentary indicate that both the Clery Annual Safety Report (ASR) and the Annual Fire Report can be distributed to the campus community in a single document, or in separate documents. If reported separately each report must contain information on how to directly access the other.

The Higher Education Opportunity Act of 2008 – Legal Requirements

New regulations in The Higher Education Opportunity Act of 2008 states that beginning Oct. 1, 2010, an institution that maintains any on-campus student housing facility must prepare an annual fire safety report that contains, at a minimum, the following information:

Fire statistics for each on-campus student housing facility, for the three most recent calendar years for which data are available.

- A description of each on-campus student housing facility fire safety system.
- The number of fire drills held during the previous calendar year.

- Institution's policy on portable electrical appliances, smoking, and open flames in a student housing facility.
- The institution's procedures for student housing evacuation in the case of a fire.
- The policies regarding fire safety education and training programs provided to the students and employees. In these policies, the institution must describe the procedures that students and employees should follow in the case of a fire.
- For purposes of including a fire in the statistics in the annual fire safety report, a list of the titles of each person or organization to which students and employees should report that a fire occurred.
- Plans for future improvements in fire safety, if determined necessary by the institution.
- Maintain a written, easily understood fire log that records, by the date that the fire was reported, any fire that occurred in an on-campus student housing facility. This log must include the nature, date, time, and general location of each fire.

FIRE SAFETY STATISTICS

The Alamo Colleges maintains a fire log. The Fire Log table (see Figure 1 on page 34) is designed to contain a compilation of actual fire / fire alarm statistics for each calendar year (should any exist) for Alamo Colleges on-campus student housing. The Fire Log table is designed to include statistics outlining the number of actual fires and the cause of each actual fire, the number of injuries and deaths related to actual fires and the value of property damage related to actual fires for Alamo Colleges on-campus student housing (should any exist).

For a fire to be reportable, per The Higher Education Opportunity Act of 2008 it must be an actual fire, and it must meet the federal definition of a fire. The Higher Education Opportunity Act (HEOA) regulations define fire as "any instance of open flame or other burning in a place not intended to contain the burning or in an uncontrolled manner."

ON-CAMPUS STUDENT HOUSING FACILITIES

The Alamo Colleges has a total of one (1) "on-campus student housing facility" located at 1415 N. Main Avenue (Tobin Lofts) on the campus (as defined for reporting purposes) of San Antonio College in San Antonio, Texas 78212, which began operation in the Fall of 2013. Data included in this report covers the period of August 2013 through December 2013 (See Figures 1 and 2 on Page 34). The housing facility accepts any college student or college employee in Bexar County, is owned by a "public-private partnership" and is situated on land leased from ACCD Public Facility Corporation.

The Alamo Colleges on-campus student housing facility fire alarm system is in compliance with the current regulatory requirements. The Alamo Colleges on-campus student housing facility is equipped with fire extinguishers in each housing unit and fire alarms located in the common areas. Each room of each housing unit has heat / carbon / smoke detectors in them. All fire extinguishers are inspected on an annual basis by a certified contractor.

FIGURE 1 – ALAMO COLLEGES FIRE LOG

(Figure 1 – is for Alamo Colleges on-campus student housing only and does not include fire log information for other Alamo Colleges campus buildings/facilities).

DATE	LOCATION	TYPE/CAUSE	Number of related injuries resulting in treatment at a medical facility	Related deaths	Property	Value of damaged property
Year 2013	None reported	None reported	None reported	None reported	None reported	None reported
Year 2012	*	*	*	*	*	*
Year 2011	*	*	*	*	*	*

(*No data for 2011 & 2012. Facility opened in 2013*)

FIGURE 2 – FIRE PROTECTION SYSTEMS\FIRE DRILL TRAINING

(Figure 2 – is for Alamo Colleges on-campus student housing only and does not include fire log information for other Alamo Colleges campus buildings/facilities).

DATE	SPRINKLER OR FIRE SUPPRESSION SYSTEM (YES/NO)	HEAT & / OR SMOKE DETECTOR (YES/NO)	FIRE ALARM (YES/NO)	STROBE LIGHTS (YES/NO)	NUMBER OF MANDATORY SUPERVISED FIRE DRILLS EACH YEAR	STUDENTS TRAINED TO EVACUATE BLDG./MEET AT ASSEMBLY AREAS (YES/NO)
Year 2013	YES	YES	YES	YES	0	NO
Year 2012	*	*	*	*	*	*
Year 2011	*	*	*	*	*	*

MANDATORY SUPERVISED FIRE DRILLS

For the year 2013 Alamo Colleges did not conduct a mandatory supervised fire drill in its on campus student housing facility, but there will be a mandatory fire drill conducted in 2014, which will ensure that new employees and students are familiar with the fire safety policies of the Alamo Colleges.

FIRE DRILL PROCEDURES

When the Alamo Colleges housing facility fire alarms are activated, the residents are to exit the nearest exit, and assemble away from the building in alarm, upwind of any fire and away from any emergency crews, to pre-determined assembly areas. Assembly areas are subject to change, however, depending on the circumstances related to the fire. Alamo Colleges on-campus housing facility residents are required to immediately evacuate the student housing facility that is in alarm.

BUILDING EVACUATION

- Keep aisles and corridors clear to permit evacuation.
- Do not use elevators in case of fire. Evacuate via the stairs or assigned evacuation routes.
- Do not store items in exit corridors.

FIRE SAFETY – ON CAMPUS STUDENT HOUSING

The following instructions are meant to be followed in the event an Alamo Colleges on-campus housing facility resident(s) discovers a fire:

- If a fire is noticed, leave the hazard area. Do not risk your life by remaining in the unsafe building.
- Only use a portable fire extinguisher to control a small fire or assist yourself or someone else to evacuate the area. Do not risk your life by remaining in the unsafe building.
- Remember, not all fire extinguishers are effective on all types of fires; so do not try to extinguish the fire unless you have been properly trained. Do not risk your life by remaining in the unsafe building.
- Do not fight the fire if it is already beginning to spread beyond the location where it started – you should not attempt to extinguish a fire with your back to an exit, or if a fire can block your only exit. Do not risk your life by remaining in the unsafe building.
- On the way out of the building, pull a fire alarm system pull station (if one is easily located, and does not place you in danger). It may be necessary to break the glass or raise the pull station cover in order to pull the alarm. Do not risk a life by remaining in the unsafe building.
- When an alarm sounds, occupants of the building are notified of a fire hazard and should evacuate the building. Do not risk a life by remaining in the unsafe building.

FIRE DRILL EVALUATIONS

Alamo Colleges on-campus student housing supervised fire drills are to be evaluated using the following criteria:

- Was the total time to respond to the alarm and to exit building done so in a timely manner?
- Did police/fire departments arrive in a timely manner?
- Did all persons exit in a safe and orderly fashion?
- Did all persons assemble at the designated evacuation area away from the building?
- Were interior doors and exit doors properly shut?
- Did all alarms and emergency lights work properly?

FIRE SAFETY RELATED PROCEDURES

If you discover a fire, activate the building evacuation fire alarm and call 911 to reach the San Antonio Fire Department and the Alamo Colleges Police Department Emergency Communications Center at (210) 485-0099.

All students housed in an Alamo Colleges residence facility, upon hearing the evacuation alarm should proceed to the nearest exit and leave the building. Fire extinguishers and hoses are located in hallways for protection of your life and property. Flammable liquids, such as gasoline and hazardous materials and items should not to be brought into the rooms and apartments. Candles, incense, toaster ovens, hot plates, crock pots, space heaters and other open element \ open flame \ coil appliances are discouraged.

Wires should not be placed across floors or in front of entrances. The use of multiple electrical adapters, extension cords and overloading of circuits is discouraged. Power strips, limited to one per electrical outlet, are acceptable but should not to be plugged into each other. Air conditioner vents should not be blocked. Hallways, stairwells, laundry rooms and exits should be kept clear of items at all times. Tampering with fire equipment is prohibited.

Tenants shall not disconnect or intentionally damage a smoke detector or remove the battery from a smoke detector without immediately replacing it with a working battery.

SMOKING POLICY

In accordance with the Alamo Colleges Smoke – Free Environment policy ([Board Policy C.1.6.5 \[Risk Management\]](#)), for health and safety reasons, smoking is prohibited in all Alamo Colleges buildings. The Alamo Colleges non-smoking policy is communicated and enforced throughout all buildings.

Alamo Colleges

Mission and Vision Statements

OUR MISSION

Empowering our diverse communities for success.

OUR VISION

The Alamo Colleges will be the best in the nation in Student Success and Performance Excellence.

OUR VALUES

The members of Alamo Colleges are committed to building individual and collective character through the following set of shared values in order to fulfill our vision and mission.

Students First


Respect for All

Community-Engaged

Collaboration

Can-Do Spirit

Data-Informed



***Alamo Colleges
Police Department***

**EMERGENCY
PROCEDURES**

QUICK REFERENCE GUIDE

PHONE NUMBERS

ALAMO COLLEGES POLICE

Emergencies: 9-1-1

Non-Emergencies: 210-485-0099

FACILITIES: 210-485-0702

WEATHER LINE: 210-485-0189

WEBSITE: <http://www.alamo.edu/district/police/>

WHAT TO DO . . .

FIRES

- Activate the nearest fire alarm pull station.
- Call Alamo Colleges Police at 9-1-1.
- Notify occupants and help those needing assistance in the immediate area.
- Confine the fire by closing doors as you exit.
- Evacuate the building at the nearest exit.
- Do not re-enter the building until authorized to do so by emergency personnel.

BUILDING EVACUATION PROCEDURES

- When notified, evacuation is mandatory.
- Do not use elevators.
- Take personal belongings (ID, keys, purses, wallets) and dress appropriately for the weather.
- Close doors as you exit.
- Move all personnel to a safe area, away from the building in danger.

SUSPICIOUS PACKAGES

- Do not touch or disturb the object or package.
- Evacuate the immediate area.
- Call Alamo Colleges Police at 9-1-1.
- Notify your building administrator.

BOMB THREATS

- Remain calm.
- Get as much information as possible from the caller.
- Call Alamo Colleges Police at 9-1-1.
- Follow instructions from emergency personnel.

SUSPICIOUS BEHAVIOR/PERSONS OF CONCERN

- Do not physically confront the person exhibiting the behavior.
- Do not let anyone into a locked room/building.
- Do not block a person's access to an exit.
- Call Alamo Colleges Police at 9-1-1.

ACTIVE SHOOTERS

- If possible, exit the building immediately and call Alamo Colleges Police at 9-1-1.
- If you cannot exit:
 1. Clear the hallway immediately and/or remain behind closed doors in a locked or barricaded room, if possible.
 2. Stay away from windows.
 3. Remain calm and quietly call Alamo Colleges Police at 9-1-1.
 4. Evacuate the room only when authorities have arrived and instructed you to do so.
 5. Do not leave or unlock the door to see "*what is happening.*"
 6. Do not attempt to confront or apprehend the shooter, unless as a last resort.
 7. Do not assume someone else has called police or emergency personnel.

WEATHER EMERGENCIES

- Call the Weather Line at 210-485-0189.
- Check the Alamo Colleges web site at www.alamo.edu for updated information.
- Monitor your work email for notifications and direction related to the weather.
- Monitor local television and radio stations for announcements.

QUICK REFERENCE GUIDE

WHAT TO DO . . .

FLOODING

Flooding can occur due to major rainstorms, water main breaks or loss of power to sump pumps. In case of imminent or actual flooding:

- If you can do so safely:
 1. Secure vital equipment, records and hazardous materials.
 2. Shut off non-essential electrical equipment.
 3. Wait for instructions from Alamo Colleges Police or Facilities.
- Move all personnel to a safe area, away from the building in danger.
- Do not return to the building until instructed to do so by Alamo Colleges Police or Facilities.
- Call Facilities for assistance with flood clean up.

HAZARDOUS MATERIALS SPILLS

Hazardous material spill, incident or release for which assistance is needed:

- If the incident is indoors, close all doors in order to isolate the area if it is safe to do so.
- From a safe area: Call Alamo Colleges Police at 9-1-1.
- Be prepared to provide the following information:
 1. Name of the material.
 2. Quantity of the material.
 3. Time of the incident.
 4. Location of the incident.
 5. If anyone is injured or exposed to material.
 6. If a fire or explosive is involved.
 7. Your name, phone number and location.
- Follow instructions provided by emergency responders.
- Evacuate, if necessary.

GAS LEAKS, FUMES, VAPORS

If you detect natural gas, fumes or vapors:

- Do not pull fire alarms.
- Do not touch light switches or electrical equipment.
- Call Alamo Colleges Police at 9-1-1.
- Clear the area immediately if instructed to do so by the emergency dispatcher.
- Provide your location and the location of the odor to the dispatcher.
- Provide as many details as possible to the dispatcher.

MEDICAL EMERGENCIES

- Cardiac Arrest/Heart Attack
 1. Assess the scene for danger.
 2. Check the victim
 3. Call or instruct someone to call Alamo Colleges Police/EMS at 9-1-1.
 4. Perform CPR.
- Burns
 1. Remove the cause of the burn.
 2. Flush the area with water.
 3. Do not apply a dressing/creams or lotions.
 4. Call Alamo Colleges Police/EMS at 9-1-1.
- Bleeding
 1. Apply firm but gentle pressure to the wound with a clean cloth or tissue.
 2. Immobilize the body part.
 3. Keep person lying down.
 4. Call Alamo Colleges Police/EMS at 9-1-1

MEDIA INQUIRIES

Do not attempt to answer media questions about campus emergencies, either in person or by phone. If you are contacted by a news reporter, refer them to the Alamo Colleges Police Department at 210-485-0099.

**EMERGENCY
PROCEDURES**

**Alamo Colleges
Police Department**