



ALAMO
COLLEGES
DISTRICT

NORTHEAST LAKEVIEW COLLEGE

NORTHWEST VISTA COLLEGE

PALO ALTO COLLEGE

SAN ANTONIO COLLEGE

ST. PHILIP'S COLLEGE



Chancellor's Vision

Who We Are



The Alamo Colleges Family



ALAMO
COLLEGES
DISTRICT

Northwest Vista College



Bexar

Northeast Lakeview College



San Antonio College



St. Philip's College

Palo Alto College



The Alamo Colleges Family

Central Texas Technology Center

Brackenridge Education & Training Center

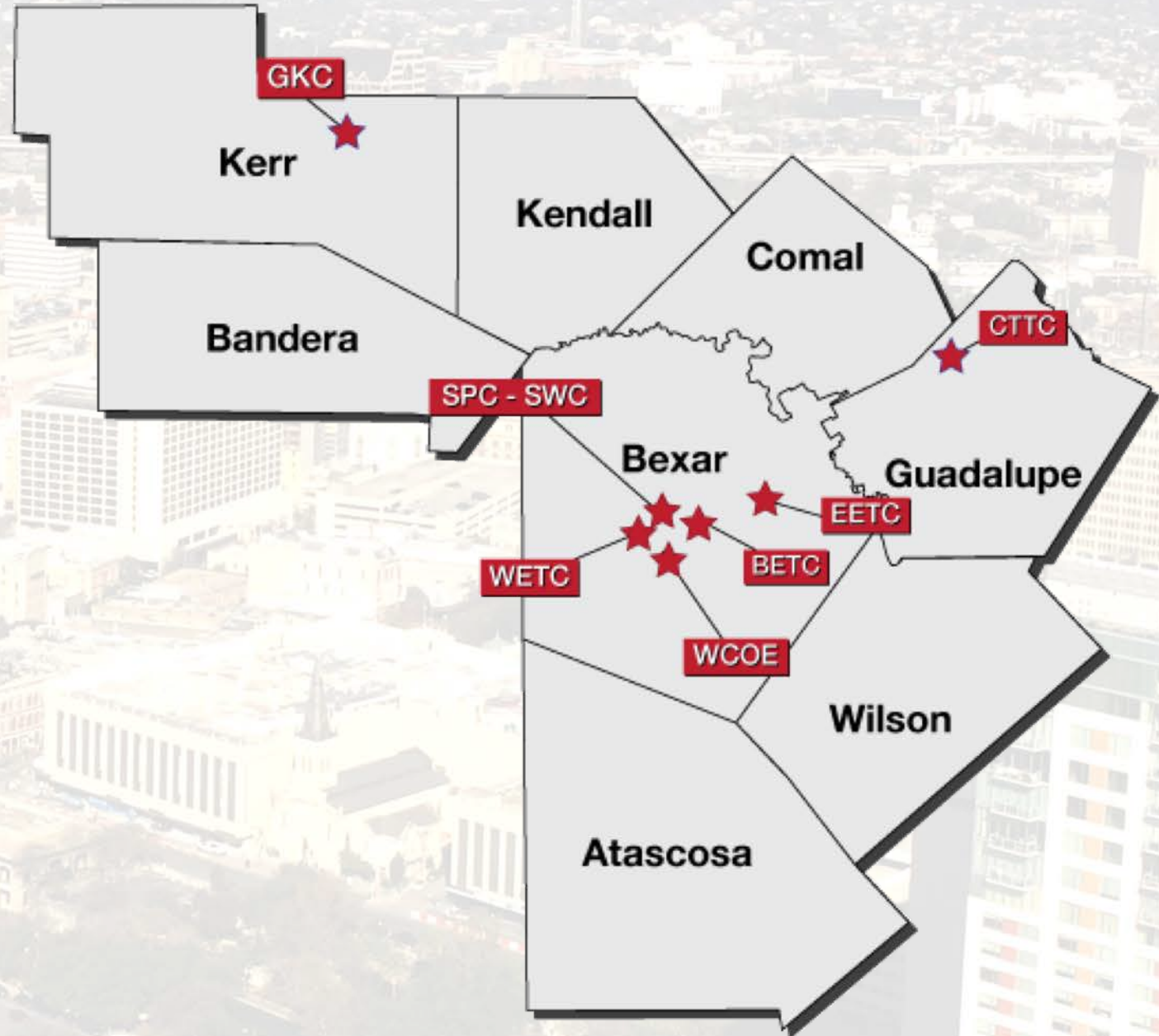
Eastside Education & Training Center

Greater Kerrville Center

St. Philip's College – Southwest Campus

Westside Education & Training Center

Workforce Center for Excellence



Affordable Tuition



Texas Tuition

3rd

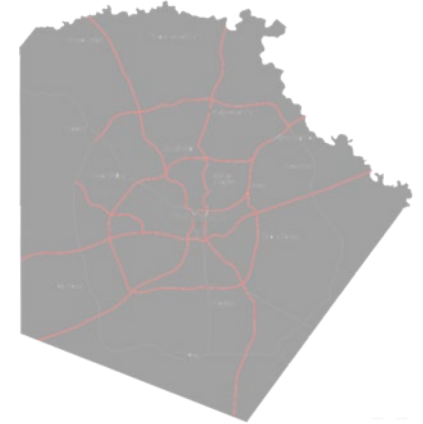
lowest in nation



Alamo Colleges District

8th

lowest in Texas



Alamo Colleges District

\$200-\$1,700

Less per credit hour than
other institutions in San Antonio

Who We Serve



Student Profile

62% Hispanic

8% African-American

24% White

3% Asian

3% Other



19% Full-Time

81% Part-Time



57% Female
43% Male




70%+

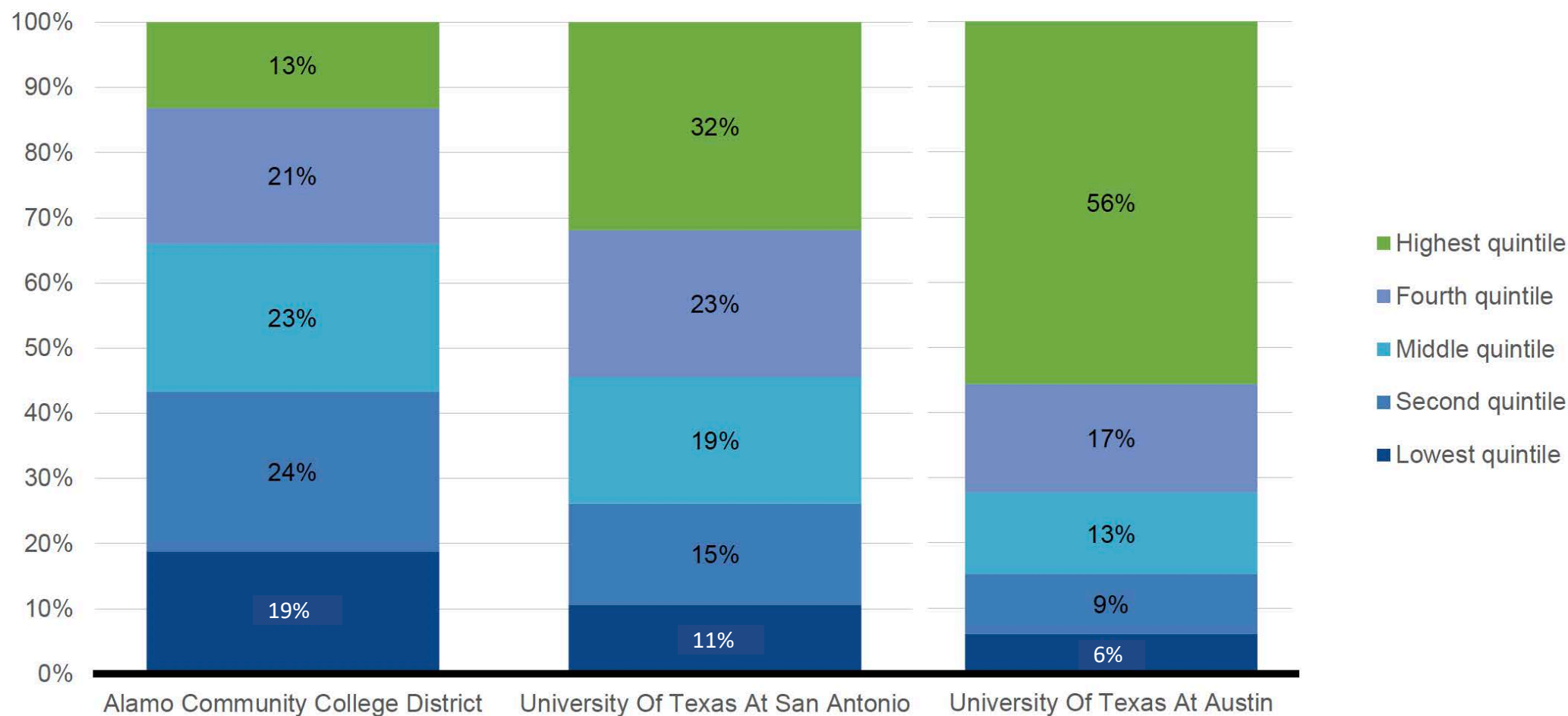
Receive Financial Aid

62%

Underprepared Students



Economic Diversity Profile



Source: Friedman, Saez, Turner, and Yagan (2017), "Mobility Report Cards: The Role of Colleges in Intergenerational Mobility."
Table 3. Note: these are figures for the 1991 birth cohort.

BROOKINGS

City's poverty rate dips slightly, but income remains stagnant

Peggy O'Hare • Sep. 12, 2018 Updated: Sep. 13, 2018 8:21 p.m.

News



1 of 22 San Antonio's median household income of \$50,044 remains well below Texas' median of \$59,206, the latest census numbers show. [Click ahead to view the 20 richest ZIP codes in Bexar County, according to 2015 IRS data.](#) Photo: William Luther /Staff file photo

Worlds apart

Concentrated poverty and an increasing income divide make San Antonio one of the country's most segregated cities.

A four-part series by Melissa Fletcher Stoeltje | San Antonio Express-News

San Antonio Ranked Among Nation's Highest-Poverty Cities

Emily Royall • September 13, 2018

Gov & Politics



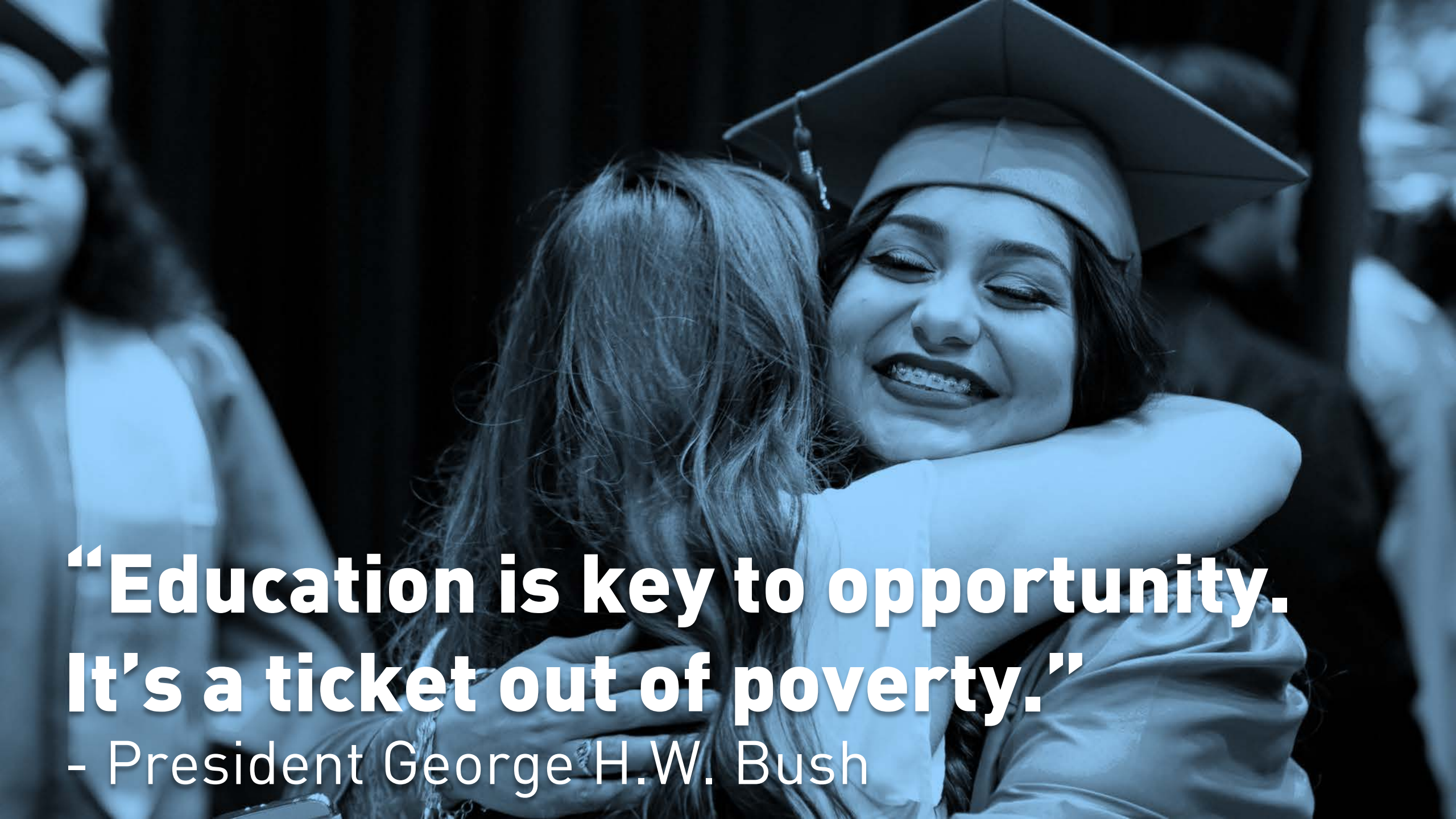
Scott Ball / Rivard Report

A woman walks by Main Plaza, a pedestrian-friendly area in downtown San Antonio.

Updated September 14, 2018

Though local and national poverty rates are dipping, the percentage of San Antonio's population in poverty was the second highest among the top 25 largest U.S. metro areas in 2017, new [data](#) from the U.S. Census Bureau shows.

American Community Survey estimates released Thursday show a 14.5 percent poverty rate for the San Antonio metro area, which includes New Braunfels, placing it second after Detroit (14.6 percent).



**“Education is key to opportunity.
It’s a ticket out of poverty.”**

- President George H.W. Bush

My Vision



Partner To End Poverty In The San Antonio Region Through Education

Focus on Economic and Social Mobility

The average associate degree graduate from the Alamo Colleges will see an increase in earnings of **\$9,300** each year compared to someone with a high school diploma working in Texas.

For Every \$1 Spent by Students

\$7.20

Gained in lifetime earnings

Students



\$3.70

Gained in added tax revenue
and public sector savings

Taxpayers



\$22.50

Gained in added state
revenue and social savings

Society



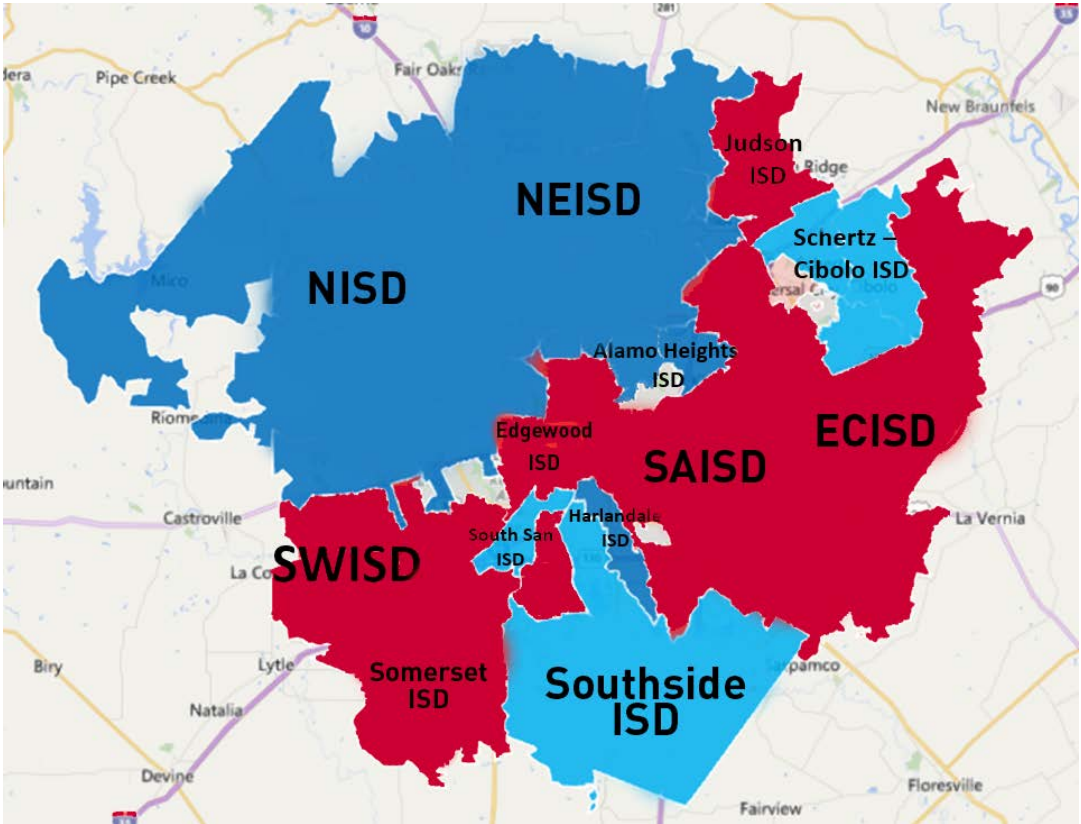
Strategies for Results



Challenge: College Participation Rate

Bexar County 2017 High School Graduates Enrolled in TX Colleges

District	Total High School TX Graduates	Enrolled in College	% Not Found or Trackable
ALAMO HEIGHTS ISD	411	226 (54.99%)	185 (45.01%)
NORTHSIDE ISD	6856	3511 (51.21%)	3345 (48.79%)
HARLANDALE ISD	986	502 (50.91%)	484 (49.09%)
NORTH EAST ISD	4981	2527 (50.73%)	2454 (49.27%)
SCHERTZ-CIBOLO-U CITY ISD	1247	606 (48.60%)	641 (51.40%)
SOUTHSIDE ISD	325	150 (46.15%)	175 (53.85%)
SOUTH SAN ANTONIO ISD	533	240 (45.03%)	293 (54.97%)
SAN ANTONIO ISD	2672	1125 (42.10%)	1547 (57.90%)
SOMERSET ISD	250	105 (42.00%)	145 (58.00%)
EAST CENTRAL ISD	697	284 (40.75%)	413 (59.25%)
SOUTHWEST ISD	855	346 (40.47%)	509 (59.53%)
JUDSON ISD	1343	539 (40.13%)	804 (59.87%)
EDGEWOOD ISD	591	210 (35.53%)	381 (64.47%)



Source: THECB: High School Graduates Enrolled in Higher Education the Following Fall

Strategy: Engage Students Through High School Programs

- 12,500 students
- 16 Early College High Schools (Several Nationally Recognized)
- 8 CAST/Alamo Academies





Featured video: <https://youtu.be/nZ3Nj6-PfaE>

Strategy: Increase Seamless University Transfer

Top Alamo Colleges Transfer Universities 2013-2017

Rank	University	Students
1	University of Texas - San Antonio	30,998
2	Texas A&M University- San Antonio	12,251
3	Texas State University - San Marcos	10,028
4	University of The Incarnate Word	8,766
5	Texas A&M University	6,876
6	University of Texas At Austin	4,988

Challenge: Texas' Forgotten Middle Skills Jobs

- Middle skills jobs are the largest segment of the workforce
- Comprised of 56% of Texas' labor market
- Only 42% of state's workers are trained to middle skill level



Source: National Skills Coalition

Strategy: Align and Increase Workforce Development

Middle Skills Jobs



ADVANCED
MANUFACTURING
& LOGISTICS
INSTITUTE

Aviation

\$51,856

**Aircraft Mechanic
average annual salary**



SCIENCE &
TECHNOLOGY
INSTITUTE

STEM

\$50,990

**Engineering Technician
average annual salary**

Strategy: Align and Increase Workforce Development

Middle Skills Jobs



HEALTH &
BIOSCIENCES
INSTITUTE

Healthcare

\$66,253

Registered Nurse
average annual salary

2 for 1

2 posted job opening for every one
healthcare graduate in San Antonio



SCIENCE &
TECHNOLOGY
INSTITUTE

IT

\$66,310

Web Developer
average annual salary

10 for 1

Posted job openings for every one
IT college graduate in San Antonio



ADVANCED
MANUFACTURING
& LOGISTICS
INSTITUTE

Manufacturing

\$58,250

Industrial Technician
average annual salary

3.4 million

National job vacancies in the next
decade with 2 million that will go
unfilled

Challenge: Too Many Students Leave College Because Life Got in the Way

- 61% worry about having enough money to pay for school
- 47% worry about paying their monthly expenses
- 36% show signs of very low food security



Strategy: Establish a Student Resource Center Network



- Food Pantries
- Clothes Closets
- Counseling
- Case Management
- Financial Literacy
- Emergency Loans

Partner To End Poverty In The San Antonio Region Through Education, Economic and Social Mobility

How you can partner:

- Scholarships
- Industry Partnerships
- Provide Work Experience Opportunities
- Assist with Supporting Basic Needs
- Mentor in Entrepreneurship or Leadership

ALAMO.EDU/PARTNER

THANK YOU



ALAMO
COLLEGES
DISTRICT

