

A YEAR OF PROMISE



ALAMO
COLLEGES
DISTRICT



Malcolm Baldrige
National Quality Award

2018 Award Recipient

NORTHEAST LAKEVIEW COLLEGE

NORTHWEST VISTA COLLEGE

PALO ALTO COLLEGE

SAN ANTONIO COLLEGE

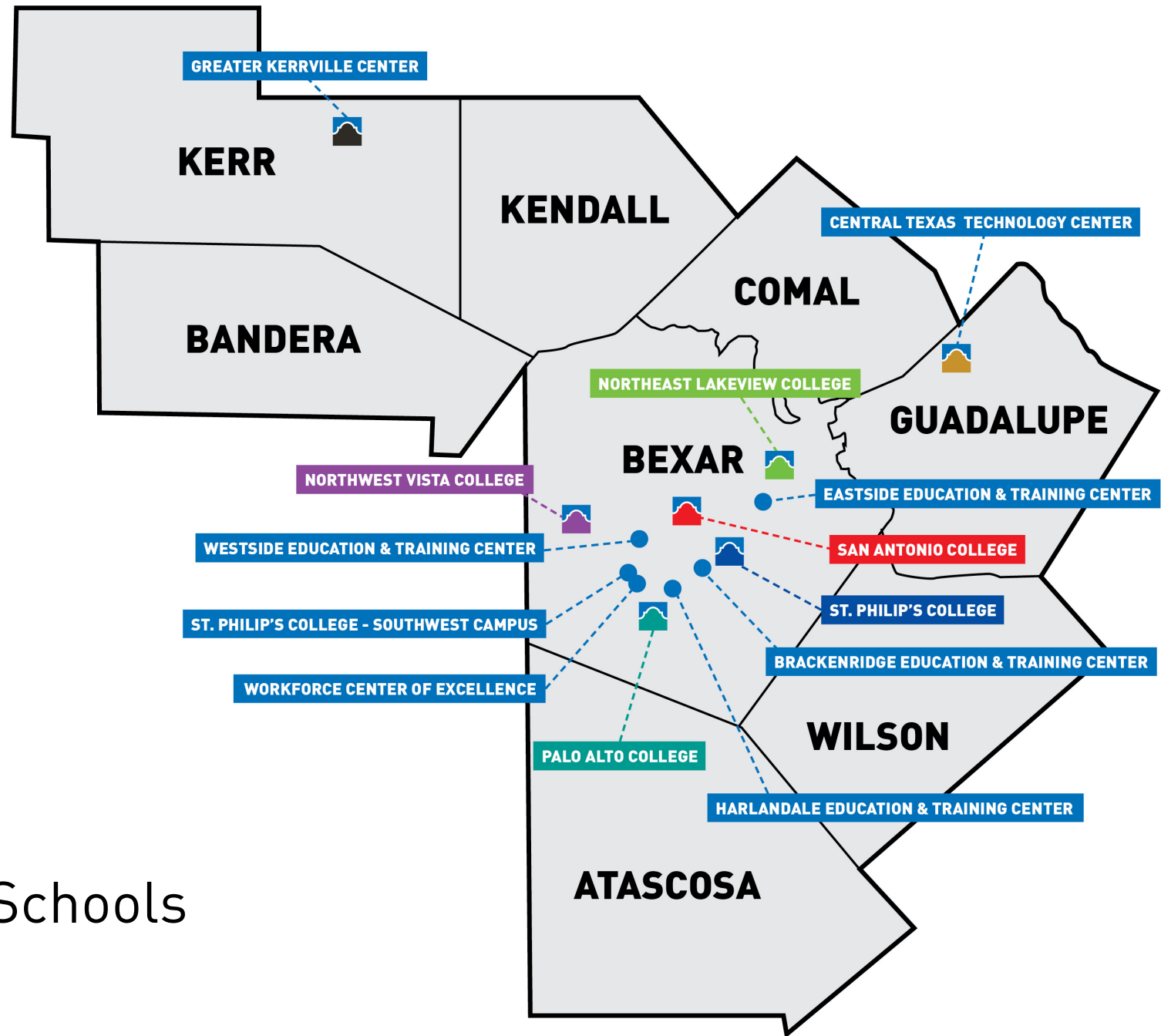
ST. PHILIP'S COLLEGE

WHO WE ARE



The Alamo Colleges District Family

- 5 Colleges
 - San Antonio College
 - St. Philip's College
 - Palo Alto College
 - Northwest Vista College
 - Northeast Lakeview College
- 8 Regional & Neighborhood Centers
- 16 Early College High Schools



Student Profile

100,000 Students Served Annually

62% Hispanic
8% African-American
24% White
3% Asian
3% Other

57% Female
43% Male

19% Full-Time
81% Part-Time

62% Underprepared Students

53% Economically Disadvantaged

70% Receive Financial Aid



NORTHEAST LAKEVIEW COLLEGE

NORTHWEST VISTA COLLEGE

PALO ALTO COLLEGE

ST. PHILIP'S COLLEGE

SAN ANTONIO COLLEGE

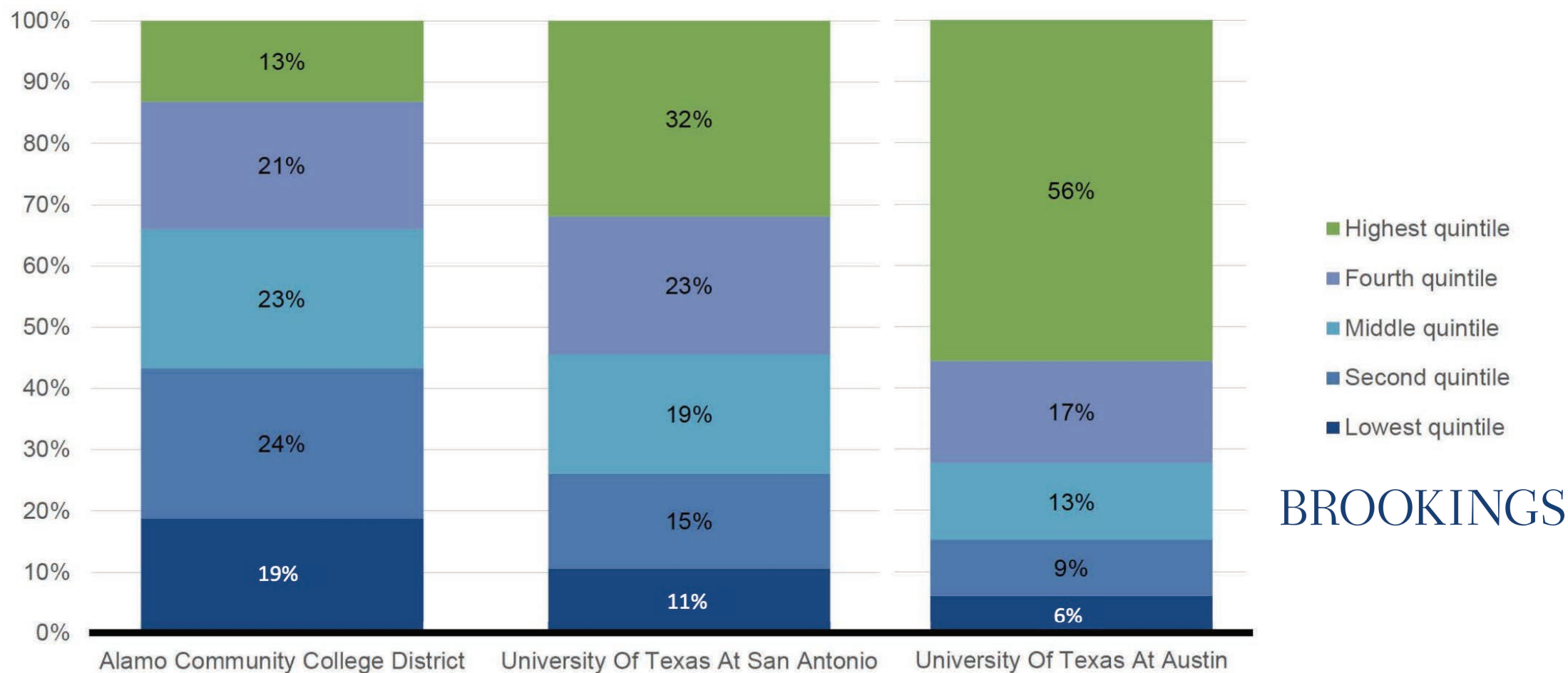


Malcolm Baldrige
National Quality Award

2018 Award Recipient



Economic Diversity Profile



Source: Friedman, Saez, Turner, and Yagan (2017), "Mobility Report Cards: The Role of Colleges in Intergenerational Mobility."
Table 3. Note: these are figures for the 1991 birth cohort

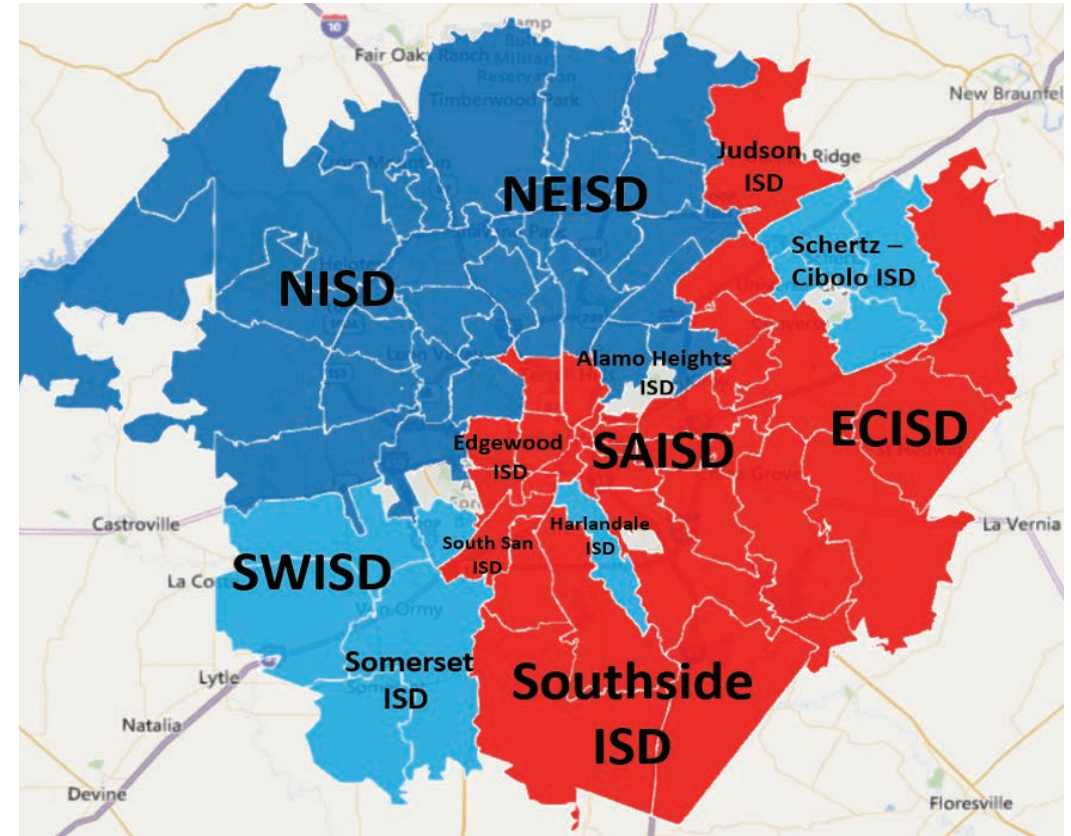
In Our Community

- Growing by 1 million by 2040
- Full employment and providing talent is our main challenge: by 2020, 65% of jobs require credentials beyond high school.
- Highest poverty rate in the country out of the 25 largest metropolitan areas

Bexar County College Participation Rate

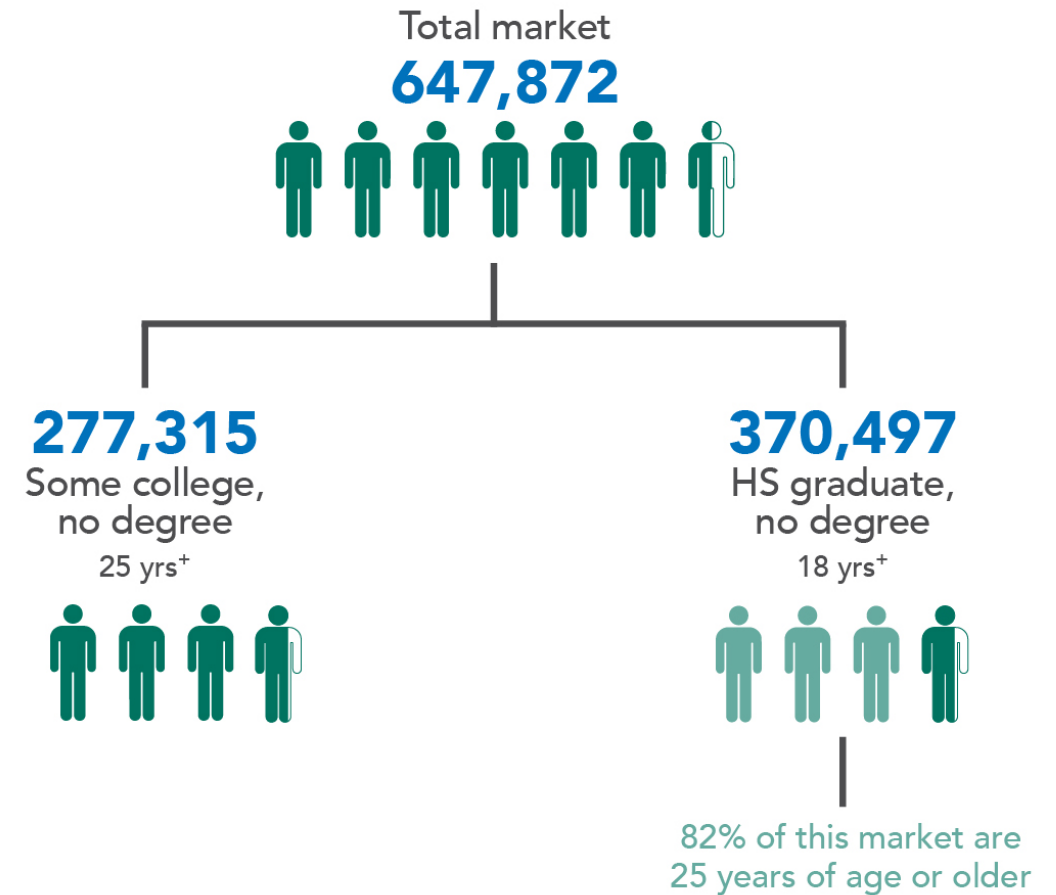
Bexar County 2018 High School Graduates Enrolled in TX Colleges

District	Total High School TX Graduates	Enrolled in College	% Not Found or Trackable
ALAMO HEIGHTS ISD	385	224 (58.18%)	161 (41.82%)
NORTHSIDE ISD	6988	3592 (51.40%)	3396 (48.60%)
NORTH EAST ISD	5067	2567 (50.66%)	2500 (49.34%)
SCHERTZ-CIBOLO-U CITY ISD	1283	638 (49.73%)	645 (50.27%)
SOMERSET ISD	269	128 (47.58%)	141 (52.42%)
HARLANDALE ISD	1026	485 (47.27%)	541 (52.72%)
SOUTHWEST ISD	912	385 (42.21%)	527 (57.79%)
SOUTH SAN ANTONIO ISD	539	223 (41.37%)	316 (58.63%)
SAN ANTONIO ISD	2656	1083 (40.78%)	1573 (59.22%)
EAST CENTRAL ISD	716	285 (39.8%)	431 (60.20%)
EDGEWOOD ISD	543	214 (39.41%)	329 (60.59%)
JUDSON ISD	1480	572 (38.65%)	908 (61.35%)
SOUTHSIDE ISD	356	133 (37.36%)	223 (62.64%)



Source: THECB: High School Graduates Enrolled in Higher Education the Following Fall

Bexar County Adults With No Degree



An investment in a college education is an investment in the prosperity and vitality of our community.



Only **34%** of adults have an **associate degree or higher** in San Antonio, up marginally from 30% in 2010.

In Bexar County, only **11% of 8th graders** from low-income families earn a **two or four-year degree** within **six years** after high school graduation.

In San Antonio, only **45% of high school seniors** attend college and only **33% graduate**, which is **12% lower** than the U.S. average.

A young woman with dark, curly hair and glasses is smiling at the camera. She is wearing a grey sweatshirt with "PALO ALTO COLLEGE" printed on it. The background is a blurred indoor setting. The entire image has a blue-green color overlay.

VISION FOR THE FUTURE

MOONSHOT: Partner To End Poverty In The Greater San Antonio Region Through Education

Focus on Economic and Social Mobility

**For Every \$1
Spent By
Students**

\$7.20

Gained in lifetime earnings

Students



\$3.70

Gained in added tax revenue
and public sector savings

Taxpayers



\$22.50

Gained in added state
revenue and social savings

Society





Student Support

During their Alamo Colleges journey, each student is connected with:

- An Enrollment Coach
- An Academic Advisor
- Transfer/Workforce Pathways
- Advocacy Support Services

12,000 Alamo Colleges Graduates In 2019



The background image shows two men in a workshop setting. They are both wearing white hard hats. The man on the left has a beard and glasses. They are focused on a blue, modular robotic assembly, possibly a LEGO Mindstorms kit, which they are holding and working on. The background is a wooden wall with various tools and equipment hanging on it.

\$9,400

The average associate degree graduate from the Alamo Colleges will see an increase in earnings of \$9,400 each year compared to someone with a high school diploma working in Texas.

Align To High-Wage & High-Demand Careers



HEALTH &
BIOSCIENCES
INSTITUTE

Healthcare

\$66,253

Registered Nurse
Average Annual Salary

2 for 1

2 posted job openings for every one
healthcare graduate in San Antonio



SCIENCE &
TECHNOLOGY
INSTITUTE

IT

\$66,310

Web Developer
Average Annual Salary

10 for 1

Posted job openings for every one IT
college graduate in San Antonio



ADVANCED
MANUFACTURING
& LOGISTICS
INSTITUTE

Manufacturing

\$58,250

Industrial Technician
average annual salary

3.4 million

National job vacancies in this decade
with 2 million that will go unfilled

Where Do Our Students Transfer?

As part of the transfer compact, the Alamo Colleges District is focused on providing students with expanded transfer options.

STUDENT
TRANSFERS
FROM
2014-2018

23,156



ALAMO
COLLEGES
DISTRICT

Students
TRANSFER
to **UTSA**®

UNIVERSITY	STUDENTS
TAMUSA	9,147
TX STATE	6,760
UIW	4,957
TAMUCC	2,055
StMU	2,018
OLLU	1,969
UTHSA	1,572
TTU	1,128
TAMUK	1,015
WBU	997
TLU	943
ASU	735
SU	735
SHSU	573
TAMUCT	34

Success At Transfer Institutions



ALAMO
COLLEGES
DISTRICT



PEER GROUP
AVERAGE



STATE AVERAGE

% Graduating

62.5%

61.0%

62.2%



A new initiative to provide every graduating high school senior in Bexar County the opportunity to attend college without financial barriers.



AlamoPROMISE Student Eligibility



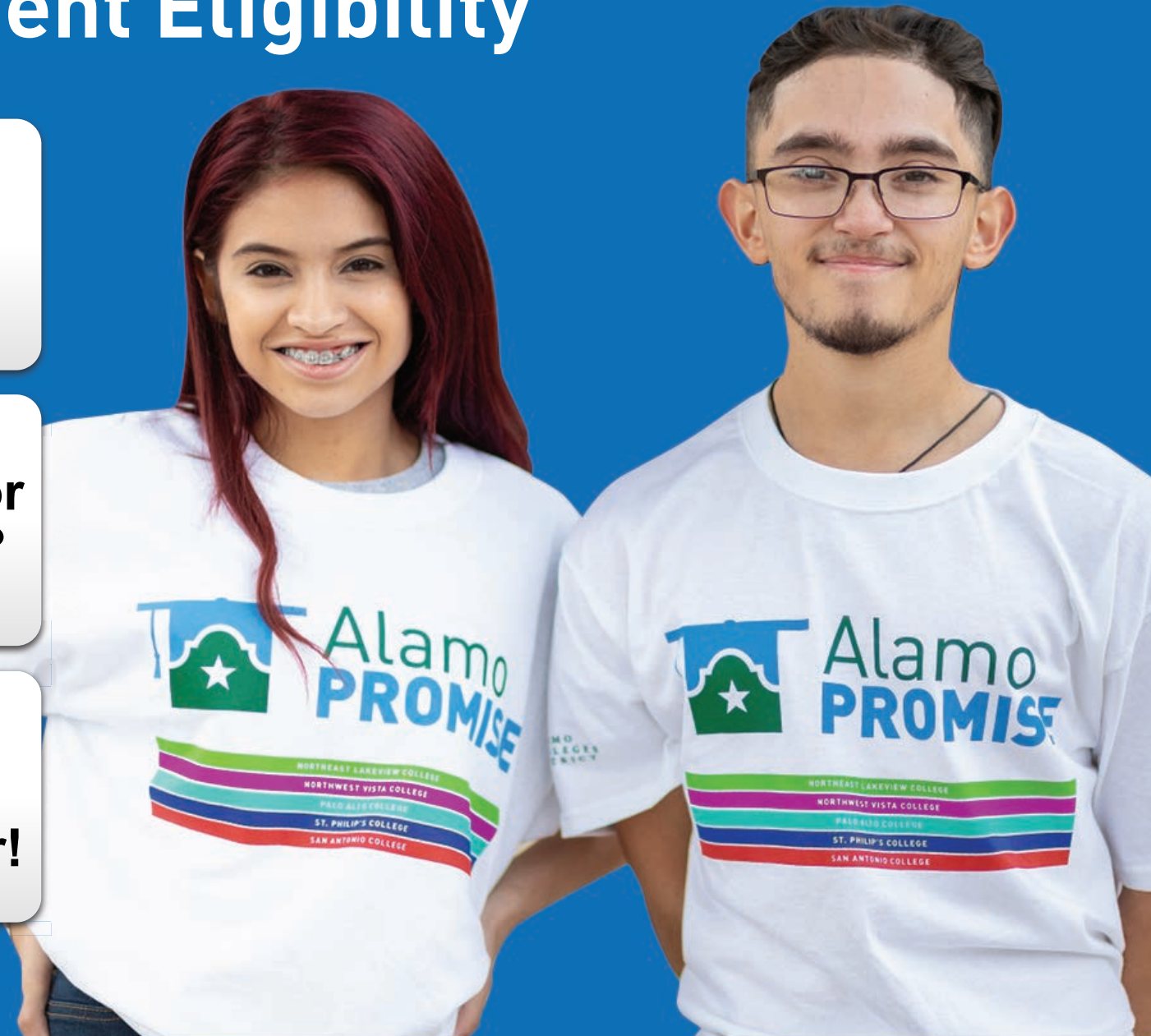
Are you a graduating senior from a participating high school?



Are you a San Antonio or Bexar County resident?



You are eligible to become an AlamoPROMISE Scholar!



Phase 1: 2020-2021

25 High Schools

Predominantly low
college-going rates

9,952 Seniors

**3,036 Projected
Enrollment**

31% Enrollment at ACD

PHASE 1 HIGH SCHOOLS

BRACKENRIDGE

JUDSON

BURBANK

LANIER

EAST CENTRAL

LEGACY

EDISON

LEE

FOX TECHNICAL

MCCOLLUM

HARLANDALE

MEMORIAL

HIGHLANDS

ROOSEVELT

HOLMES

SOMERSET

HOUSTON

SOUTH SAN

JAY

SOUTHSIDE

JEFFERSON

SOUTHWEST

JOHN F KENNEDY

WAGNER

YOUNG WOMEN'S LEADERSHIP

Since Oct. 2, 2019,
6,370 students
have taken the first
step to be an
AlamoPROMISE
Scholar.



Phase 2: 2021-2022

20 High Schools

Remaining Bexar County
High Schools

9,815 Seniors

2,570 Projected
Enrollment

24% Enrollment at ACD

PHASE 2 HIGH SCHOOLS

ALAMO HEIGHTS

MARSHALL

BRANDEIS

O'CONNOR

BRENNAN

RANDOLPH

CHURCHILL

REAGAN

CLARK

ROBERT G COLE

HARLAN

STEVENS

HEALTH CAREERS

STACEY

JOHNSON

TAFT

MACARTHUR

WARREN

MADISON

INTERNATIONAL
SCHOOL OF
AMERICAS

AlamoPROMISE Funding

AlamoPROMISE will seek a combination of sustainable and continuous public and private funding sources.



PUBLIC FUNDING

- Alamo Colleges District
- City
- County



PRIVATE FUNDING

- Individuals
- Corporations
- Foundations

AlamoPROMISE: 5-Year Education Impact



Target increase in overall college going rate from 49% pre-PROMISE to 70% in Year 5.



Projected total net increase in college-going students over five years: **19,085 new students**, doubling the total enrollment of new students over five years.



A photograph of three young adults (two men and one woman) standing outdoors in front of trees and picnic tables. They are all wearing white t-shirts with the 'Alamo PROMISE' logo. The image has a blue color overlay. The text 'Alamo PROMISE Economic Impact Report' is centered over the image.

Alamo PROMISE Economic Impact Report

AlamoPROMISE: 5-Year Economic Impact



12,013 jobs created due to direct impacts



Over 5,000 additional jobs due to indirect and induced impacts



\$728 million in overall growth in labor income




\$962 million in additional economic activity



Equivalent to 1% of local GDP

** Economic impact analysis estimates, January 2020*



AlamoPROMISE: 5-Year Economic Impact

x

Over a five-year period, beginning in Fall 2020, AlamoPROMISE could generate as much **\$1.69 billion dollars in economic output.**



More than **\$35 million** in additional sales tax revenues



More than **\$27 million** more in property tax revenues



** Economic impact analysis estimates, January 2020*

THANK YOU



ALAMO
COLLEGES
DISTRICT



Malcolm Baldrige
National Quality Award

2018 Award Recipient