



DATA POINT

An item of factual information derived from measurement or research

SPC 2016/2017 SCHOLARSHIPS

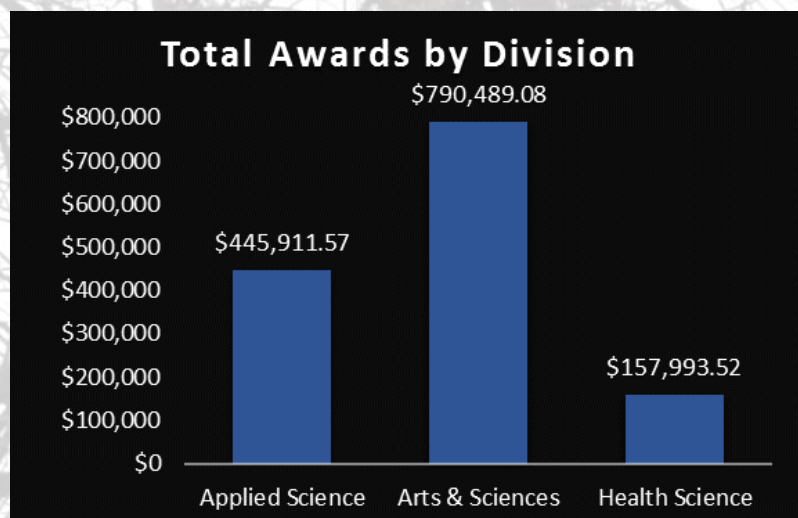


Figure 14-1 SPC Total scholarship dollar amount awarded by division for 2016/17
Data Source: SPC Institutional Planning, Research, and Effectiveness (IPRE)

As seen in *Figure 14-1* (left), SPC students were awarded a total of \$1,394,394.17 in scholarships during 2016/2017 period.

Figures 14-2, 14-3, and 14-4 (below) display the total number of students and scholarship recipients by division of self-declared concentration. \$445,911.57 was awarded to 351 Applied Science and Technology students (7.1% of students), while \$790,489.08 was awarded to 598 Arts and Sciences students (or 5.1%), and \$157,993.52 was awarded to 134 Health Sciences students (or 6.6%).

Additionally, a total of \$109,445.89 in scholarships funds was awarded to 100 students in non-SPC concentrations.

Figures 14-2—4 SPC 2016/17 Unduplicated student count and scholarship recipients number by division
Data Source: SPC Institutional Planning, Research, and Effectiveness (IPRE)

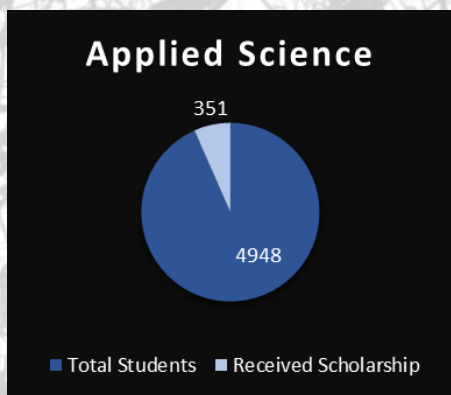


Figure 14-2

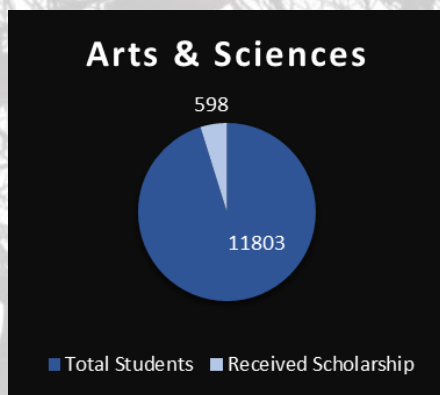


Figure 14-3

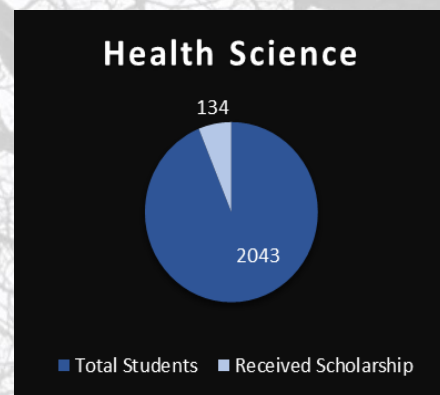


Figure 14-4

* Student Engagement Grants are included, but other grants, loans, and work study are NOT included.

SCHOLARSHIPS BY DEPARTMENT OF SELF-DECLARED CONCENTRATION

Applied Science and Technology awards by department and dollar amount are displayed in *Figure 14-5* (right). 47 ACM students (8.1%), 30 AEMT students (6.4%), 166 BIS students (6.1%), 68 THCA students (12.5%), and 40 TST students (6.3%) received scholarship/SEG assistance for 2016/2017.

Applied Science Total Awards

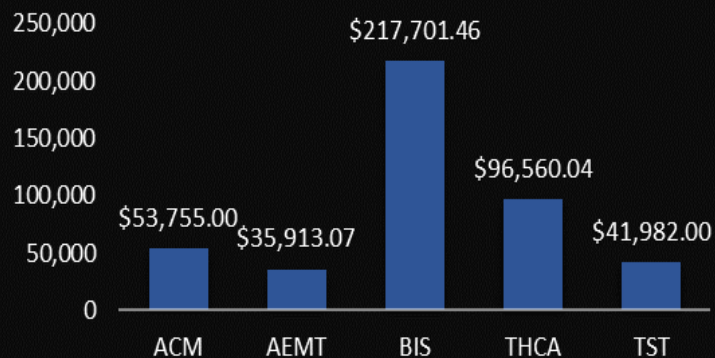
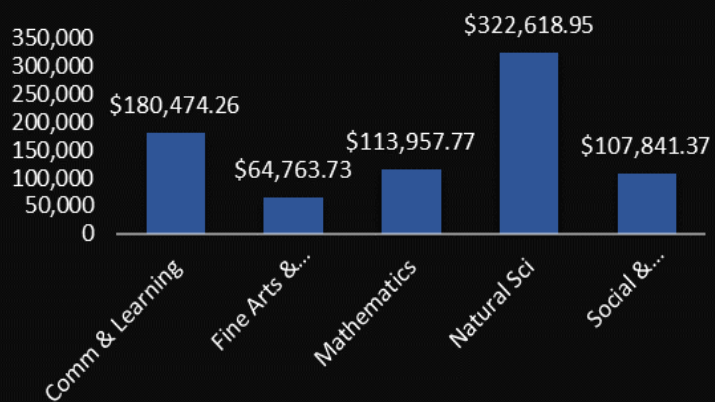


Figure 14-5 SPC 2016-17 scholarship dollar amount by AS&T department

Data Source: SPC IPRE

Arts & Sciences Total Awards



Arts and Science 2016/2017 awards by department and dollar amount are shown in *Figure 14-6* (left).

Scholarship and SEG awards were distributed as follows: Communications and Learning: 147 students (5.2%), Fine Arts and Kinesiology: 59 students (8.9%), Mathematics: 56 students (8.9%), Natural Sciences: 251 students (7.4%), Social and Behavioral Sciences: 83 students (6.7%).

Figure 14-6 SPC 2016-17 scholarship dollar amount by Arts and Sciences department

Data Source: SPC IPRE

Health Science scholarship/SEG awards by department and dollar amount are demonstrated by *Figure 14-7* (right). Health Care and Early Childhood awarded to 67 students (7.1%), Health Science and Histologic Tech. to 41 students (6.8%), Nursing Education, ADN to 6 students (5.4%), and Nursing Education, LVN to 20 students (5.2%).

Health Science Total Awards

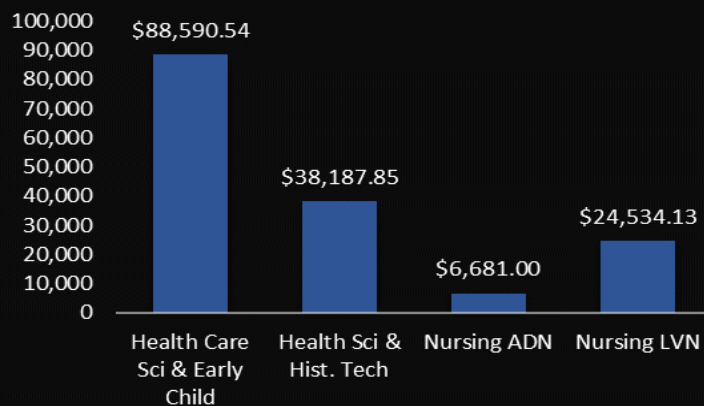


Figure 14-7 SPC 2016-17 scholarship dollar amount by Health Science department

Data Source: SPC IPRE

Institutional Planning, Research & Effectiveness

Dr. Maria Hinojosa, Director
Rhonda Johnson, Statistical Research Specialist
Sonia Valdez, Coordinator of Measurement & Evaluation
Shanna Bradford, Administrative Assistant

<http://www.alamo.edu/>


ALAMO
COLLEGES
DISTRICT
St. Philip's College