

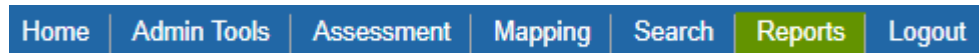
SAC SCORES: Assessment Day FALL 2019

Strategic Planning Year-End Activities

2018-2019 Analysis Answers Report by Question (answers to the 2018-2019 Year-End Analysis Questions).

1. Access WEAVEonline: <https://app.weaveonline.com/sac>. Use the established San Antonio College WEAVEonline ID and Password credentials to login.
2. Navigate to and click on the **Reports** tab.

Screen Clip

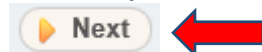


3. On the **Reporting** page, which displays, make the following selections. (**Example:** Journalism/Photography)

1: Select cycle	2: Select a report	3: Select report entities
<input checked="" type="radio"/> 2017-2018 (Current)	Analysis Question Reports <input checked="" type="radio"/> Analysis Answers Report by Question	<input checked="" type="radio"/> Selected entities (see choices) <input checked="" type="checkbox"/> Journalism/Photography

4. Scroll to, and Click **Next**.

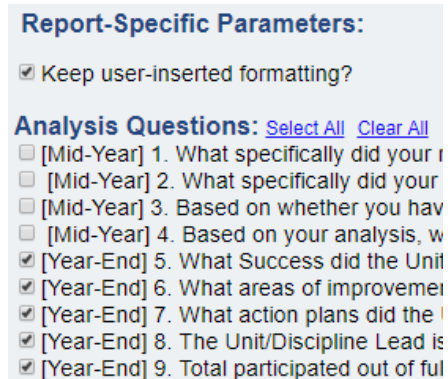
Screen Clip



5. On the **Reporting: Analysis Answers Report by Question** page, which displays, select the following parameters:

- **Report-Specific Parameters:**
☒ Keep user-inserted formatting?
- **Analysis Questions:**
Click [Clear All](#)
Then select all questions, beginning:
☒ [Year-End]

Screen Clip



6. To view/display the **2018-2019 Analysis Answers Report by Question** for the selected entity, click **Run**.



7. Save the file.
8. Upload the file. For upload instructions, refer to SAC Scores File Upload Instructions located at <https://www.alamo.edu/sac/sac-scores>.