

# Student Profile

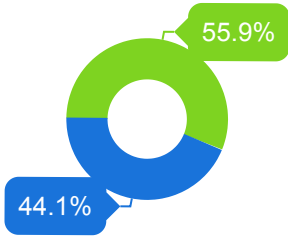
Northeast Lakeview College

Report time frame:  
Preliminary Fall 2019



## Student Demographics

### Gender



Female (55.90%) Male (44.10%)

### Enrollment Status



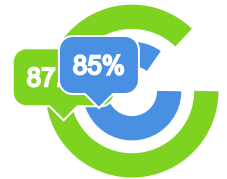
Full-Time (29.80%) Part-Time (70.20%)

### Ethnicity



White (30.90%)  
Hispanic (49.60%)  
African American (13.30%)  
Asian/Pacific Isl. (3%)  
International (0%)  
Other and Unknown (3.20%)

### Student Engagement



CCSSE Rating  
Noel-Levitz Rating

### Dual Credit Students

15%

### Veterans

12%

### FTIC Require Remediation

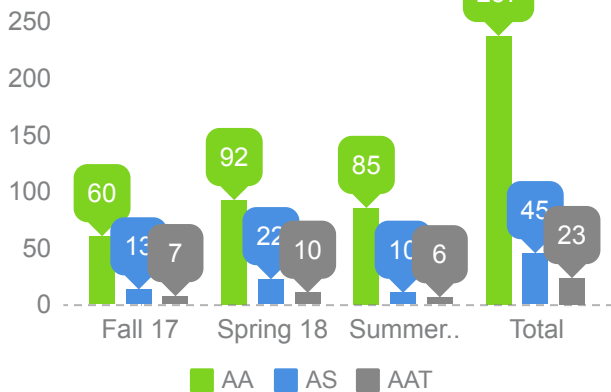
54.5%

### Economically Disadvantaged and Pell

27%

## Student Success


### Degrees and Certificates Awarded



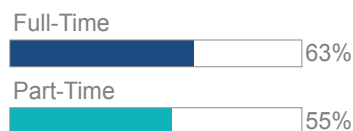
### Three-Year FTIC Graduation Rate



### Four-Year FTIC Graduation Rate



### Fall-to-Fall FTIC Persistence Rate



### Percent of FTIC Students who Transfer to a Senior Institution

43.4%

### Students Employed and/or Enrolled Within 6 Months of Graduation

90.4%

### NLC Mission:

Northeast Lakeview College empowers its students for success by offering educational programs and cultural enrichment opportunities. The College provides quality teaching, measurable learning, and public service that contributes to the earning of associate degrees and certificates to improve its community's future.