



Tutoring Effectiveness

Completion & Success Rates for Spring 2018

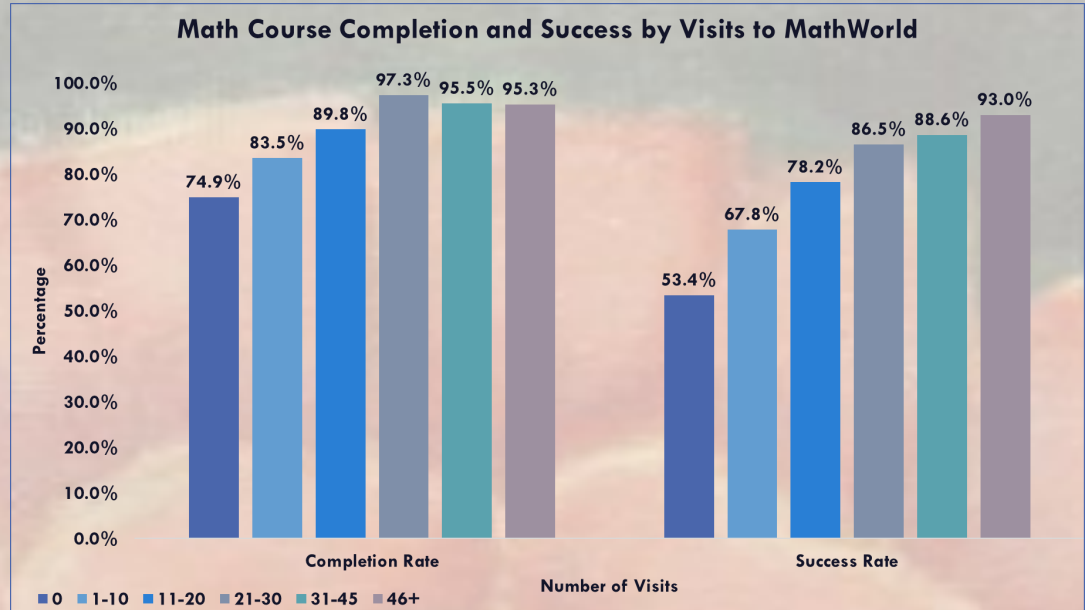


Figure 21-1 SPC Spring 2018 MATH course completion and success rates based on MathWorld visits
Data Source: Institutional Planning, Research, and Effectiveness (IPRE)

Displayed in *Figures 21-1* (above) and *21-2* (below), students who visited MathWorld and Byrd Sanctuary more frequently achieved higher completion and success rates than their peers. Of particular note, students with 46 or more MathWorld visits achieved a success rate nearly 40% higher than students with no visits.

MathWorld & Byrd Sanctuary

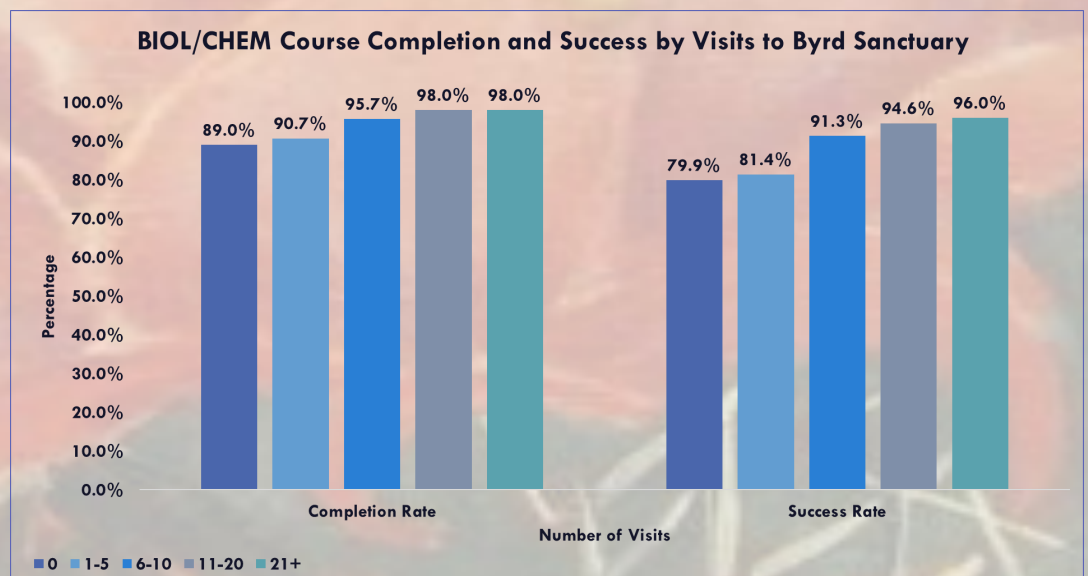


Figure 21-2 SPC Spring 2018 BIOL/CHEM course completion and success rates based on Byrd visits
Data Source: IPRE

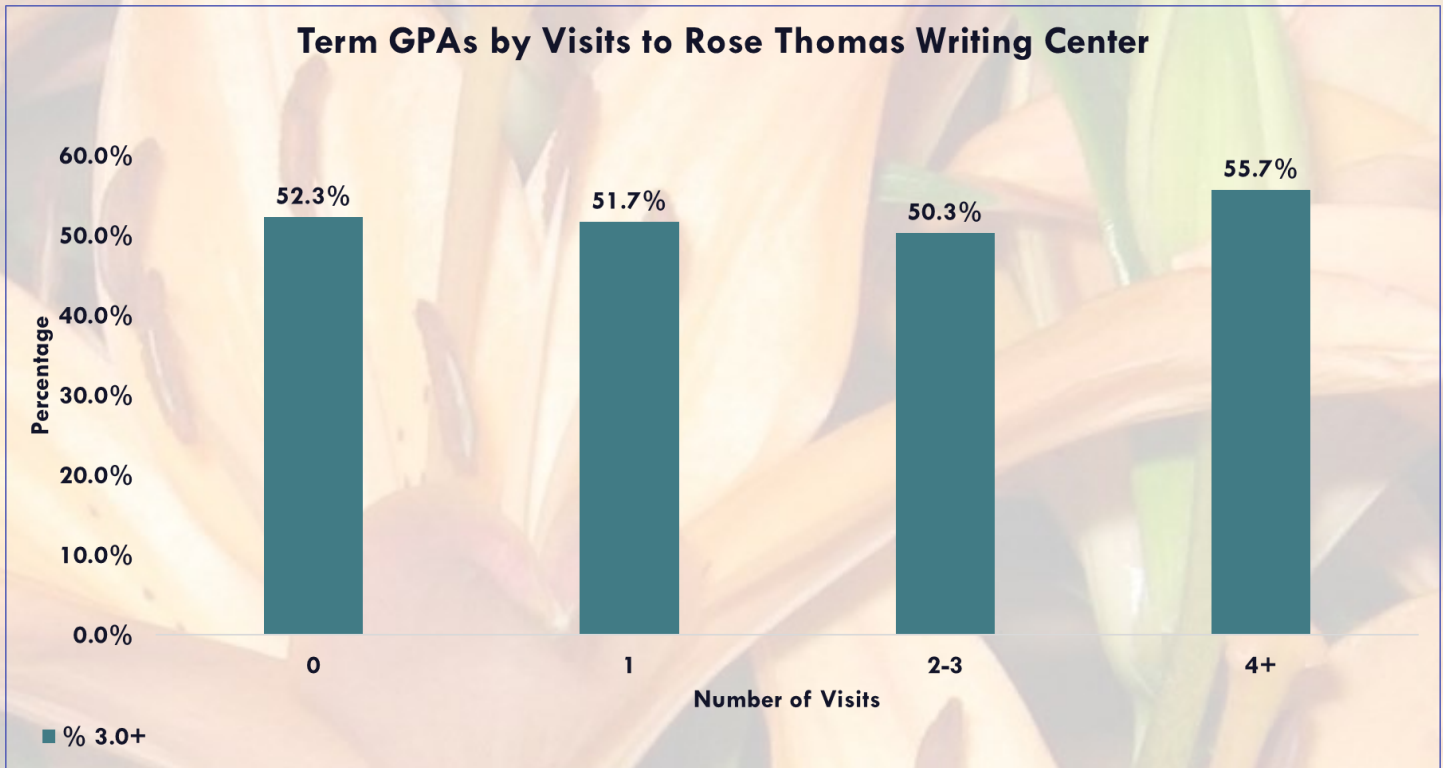


Figure 21-3 SPC Spring 2018 term GPAs by number of visits to Rose Thomas Writing Center
Data Source: IPRE

As seen in Figure 21-3 (above), students who visited the Writing Center 4 or more times achieved a GPA of 3.0 or greater at a higher rate (55.7%) than those who visited less frequently (51.4% of students who visited 0-3 times). Students who visited 2-3 times had the lowest rate of 3.0–4.0 GPAs (50.3%), while receiving the largest rate of GPAs less than 2.0 (19.5%, not pictured).

Rose Thomas Writing Center

Institutional Planning, Research & Effectiveness

- Dr. Maria Hinojosa, Director
- Rhonda Johnson, Statistical Research Specialist
- Sonia Valdez, Coordinator of Measurement & Evaluation
- Shanna Bradford, Administrative Assistant

[https://
www.alamo.edu/spc/](https://www.alamo.edu/spc/)



ALAMO
COLLEGES
DISTRICT

St. Philip's College