

DATA POINT

AN ITEM OF FACTUAL INFORMATION DERIVED FROM MEASUREMENT OR RESEARCH

SPRING COMPLETION RATES: A COMPARISON

Completion Rate - In IRES Grade Distribution report, the measure of completed grades relative to total enrollment expressed as a percentage (A+B+C+D+F+IP+I+P/Total Enrollment).
Source: IRES

As displayed in *Figure 3-1* (right), students at St. Philip's College have steadily increased course completion rate since the Spring 2013 semester, improving 2.17% between Spring 2013 and Spring 2016. Among Alamo Colleges District (ACD) institutions, only San Antonio College has achieved similar consistent rate increases. While other colleges (NLC, NVC, and PAC) have experienced varying results, SPC has reached a higher completion rate than all other ACD institutions since Spring 2014.

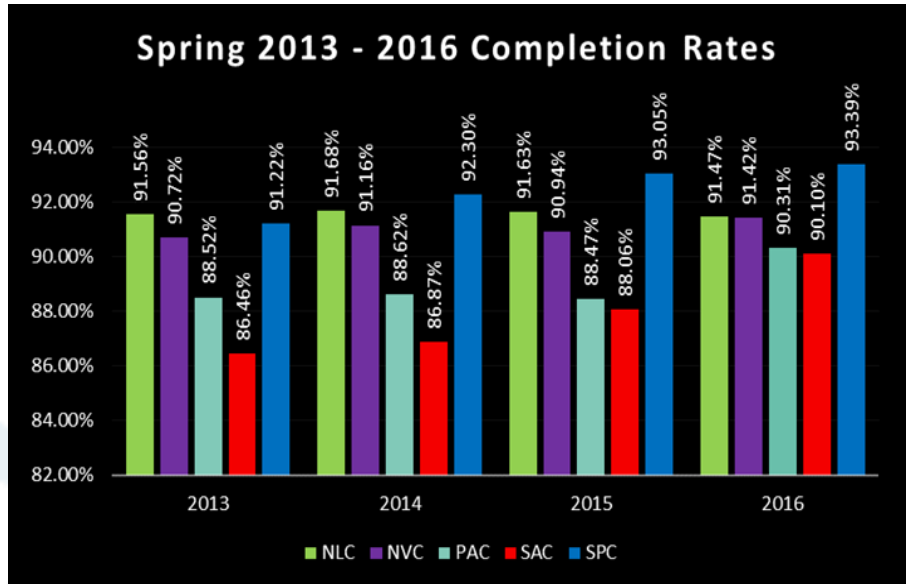


Figure 3-1 Spring 2013-2016 completion rates: SPC compared to Alamo Colleges District institutions
Source: Alamo Colleges District Institutional Research and Effectiveness Services (IRES)

Seen in *Figure 3-2* (below), SPC's Spring 2016 completion rate of 93.39% was 2.9% higher than the Alamo Colleges District average of 91.20% and more than 2% higher than any other ACD institution.

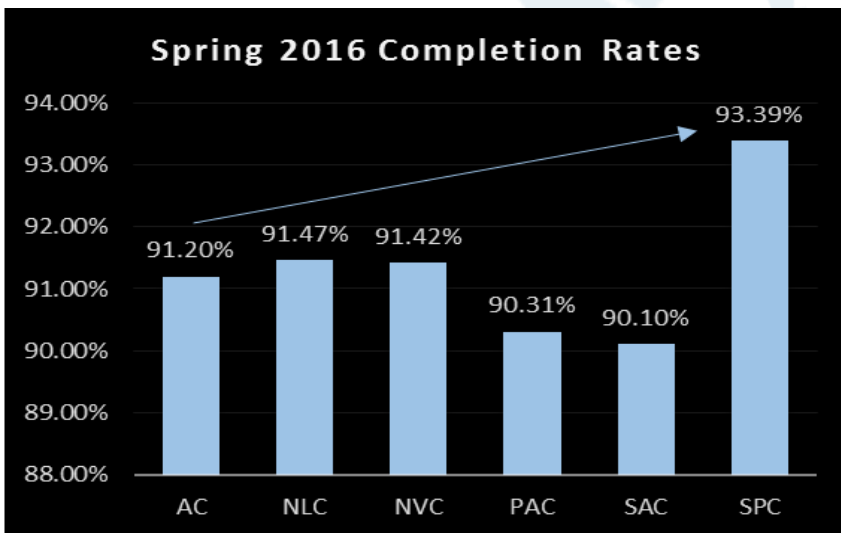


Figure 3-2 Spring 2016 completion rates: SPC compared to Alamo Colleges District institutions
Source: Alamo Colleges District IRES

**Institutional Planning,
Research and Effectiveness**

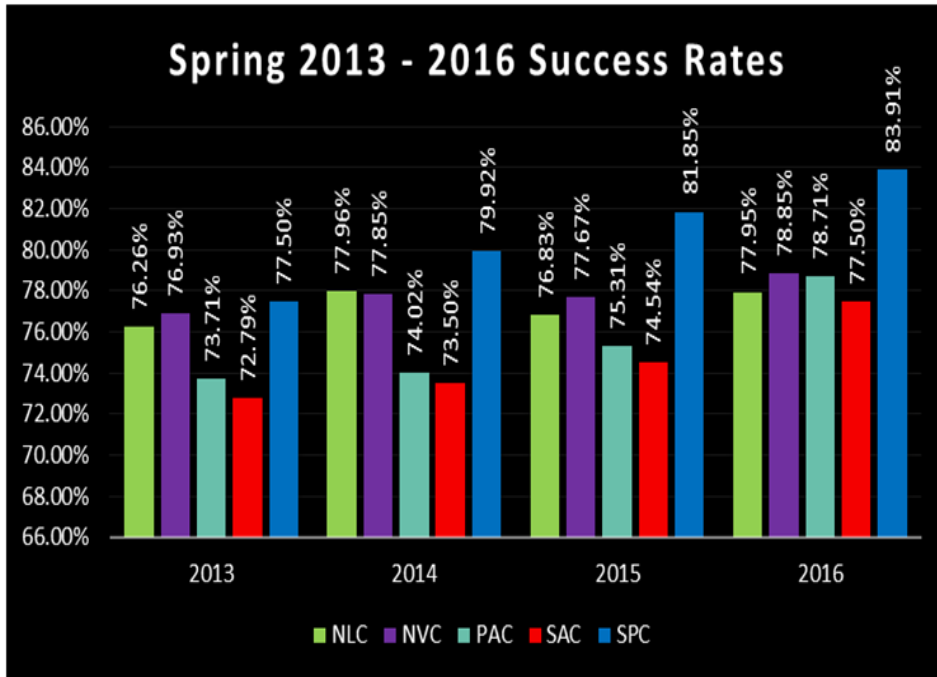
Dr. Maria Hinojosa,
Director

Rhonda Johnson,
Statistical Research Specialist

Sonia Valdez,
Coordinator of Measurement
and Evaluation

Shanna Bradford,
Administrative Assistant

SPRING SUCCESS RATES: A COMPARISON



Success Rate - In IRES Grade Distribution report, the measure of success grades relative to total enrollment expressed as a percentage (A+B+C/Total Enrollment) Source: IRES

Figure 3-3 (left) again displays continuous improvement, as SPC's success rate increased 6.41% from Spring 2013 to Spring 2016, giving SPC the largest success rate increase, although San Antonio College and Pala Alto College also achieved consistent progress.

Demonstrating a commitment to excellence and advancement, SPC students further maintained a higher success rate than all other ACD institutions during this time frame.

Figure 3-3 Spring 2013-2016 success rates: SPC compared to Alamo Colleges District institutions
Source: Alamo Colleges District IRES

Figure 3-4 (right) demonstrates SPC students' Spring 2016 success rate, which at 83.91% is 4.72% higher than Alamo Colleges District average, 6.41% higher than the lowest performing ACD institution (SAC at 77.50%), and 5.06% higher than the second ranking institution (NVC at 78.85%).

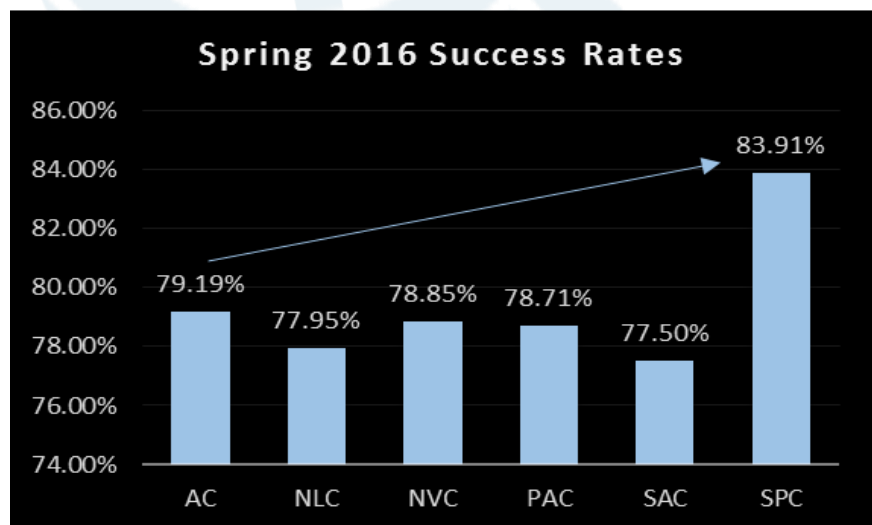


Figure 3-4 Spring 2016 success rates: SPC compared to Alamo Colleges District institutions
Source: Alamo Colleges District IRES