

RESEARCH BRIEF

Cohort Demographics (amended)

Office of Planning, Research, and Effectiveness

Achieving the Dream Initiative

October 2005

When available, research results on the Achieving the Dream initiative will be distributed to the St. Philip's College and Alamo Community College District communities. This effort is intended to disseminate information about the research and planning activities of this office. Feedback? Questions? Contact Dr. Maritha Burmeister at (210)531-3369.

Introduction

"Achieving the Dream: Community Colleges Count" is a multi-year initiative funded by the Lumina Foundation for Education that addresses the national imperative of increasing the success of low income students. All colleges of the Alamo Community College District are participating in this initiative to increase the success of low income students and students of color. The identified student outcome indicators are the following:

- Successful completion of remedial courses and progression to college-level courses.
- Successful completion of identified college-level "gatekeeper" courses.
- Productive grades (C or higher) in all courses.
- Semester to semester persistence.
- Graduation.

To increase the success rates of all students, and especially those of the underserved population, the ACCD colleges have committed to embracing a student-centered vision, cultivating a culture of evidence and accountability, and promoting equity and excellence.

Why is Achieving the Dream (AtD) important to the college?

While St. Philip's College (SPC) and the other ACCD colleges have done a good job in providing post-secondary opportunities to a broad population of the community, we recognize it is essential that we do a better job to achieve institutional excellence, help students achieve their dream, and ultimately have a favorable impact on the local and state economy.

Methodology

This initiative will track Fall semester student cohorts to understand where students are experiencing difficulties. Collection of historical data for the Fall 2002 and Fall 2003 cohorts has already begun. Included in each cohort are students entering SPC *for the first time* during the Fall

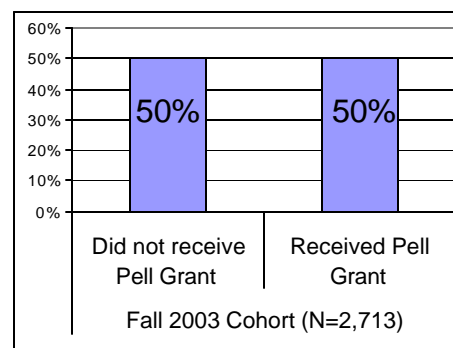
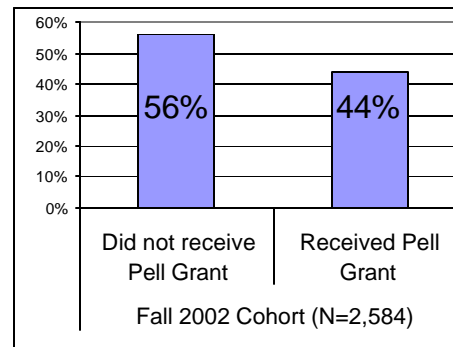
terms, regardless of their status as full-time, part-time, transferred, entering as first-time degree or certificate seeking.

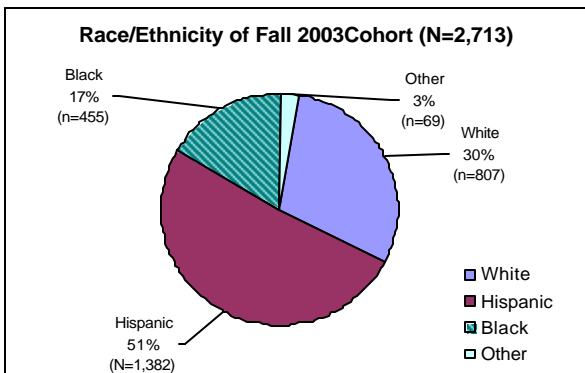
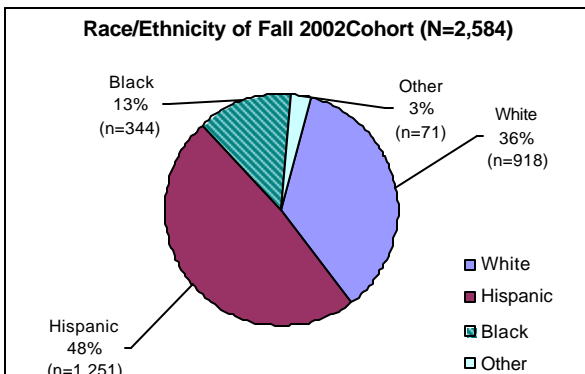
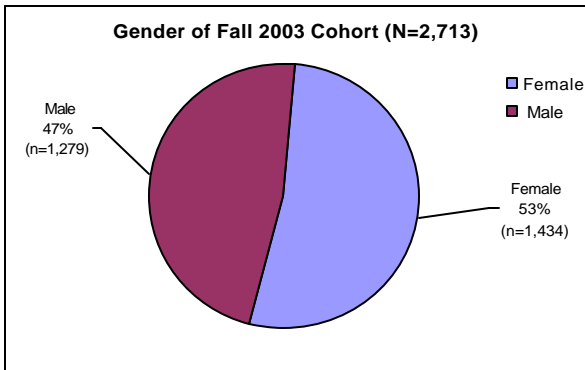
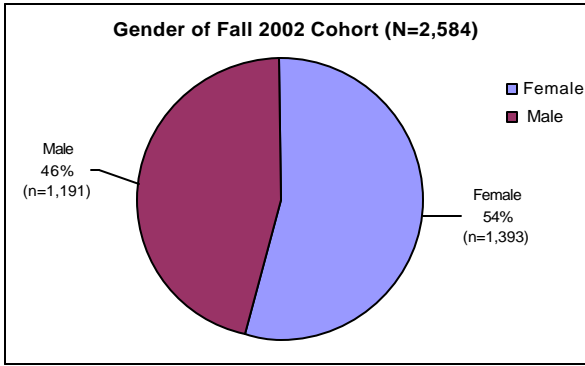
Results

The Fall 2002 and 2003 cohorts were comprised of 60% First time in College students. Of the remaining students who were classified as transferred, 88% came to SPC with 30 or less college credits. Three percent of students in both cohorts had already obtained a certificate, associate's or bachelor's degree.

Student demographics

The following graphs depict the demographics of the two initial cohorts at SPC-Fall 2002 and Fall 2003.





The following three tables depict the course referral levels in Math, Reading, and English for these students.

Math	2002 Cohort		2003 Cohort	
	N	%	N	%
No Data	108	4%	64	2%
College Level	396	15%	420	16%
One Level Below	330	13%	343	13%
Two Levels Below	307	12%	385	14%
Three + Levels Below	1443	56%	1501	55%
Total	2584	100%	2713	100%

English	2002 Cohort		2003 Cohort	
	N	%	N	%
No Data	73	3%	73	3%
College Level	1834	71%	1981	73%
One Level Below	459	18%	439	16%
Two Levels Below	218	8%	220	8%
Total	2584	100%	2713	100%

Reading	2002 Cohort		2003 Cohort	
	N	%	N	%
No Data	49	2%	45	2%
College Level	159	59%	1603	59%
One Level Below	490	19%	504	19%
Two Levels Below	268	10%	284	10%
Three + Levels Below	258	10%	277	10%
Total	2584	100%	2713	100%

Summary

The charts and graphs above indicate that the initial Achieving the Dream 2002 and 2003 cohorts were similar in both demographic and academic preparation levels. Further tracking of these and subsequent cohorts will determine the progress of these groups.

Stay tuned

In the subsequent months, you will be presented information about the advancement, achievement, and the performance of these student groups as identified by the student outcome indicators in the Achieving the Dream initiative.

Academic preparation for college

Approximately 77% of the Fall term cohorts took a test for course placement purposes. Students were subsequently referred to developmental classes based on these test results as well as previous course-work.